

*Ecological Applications*, 20(1), 2010, pp. 30–59  
© 2010 by the Ecological Society of America

## Global assessment of nitrogen deposition effects on terrestrial plant diversity: a synthesis

R. BOBBINK,<sup>1,17</sup> K. HICKS,<sup>2</sup> J. GALLOWAY,<sup>3</sup> T. SPRANGER,<sup>4</sup> R. ALKEMADE,<sup>5</sup> M. ASHMORE,<sup>6</sup> M. BUSTAMANTE,<sup>7</sup>  
S. CINDERBY,<sup>2</sup> E. DAVIDSON,<sup>8</sup> F. DENTENER,<sup>9</sup> B. EMMETT,<sup>10</sup> J.-W. ERISMAN,<sup>11</sup> M. FENN,<sup>12</sup> F. GILLIAM,<sup>13</sup> A. NORDIN,<sup>14</sup>  
L. PARDO,<sup>15</sup> AND W. DE VRIES<sup>16</sup>

<sup>1</sup>*B-WARE Research Centre, Radboud University Nijmegen, P.O. Box 9010, 6500 GL Nijmegen, The Netherlands*

<sup>2</sup>*Stockholm Environmental Institute, University of York, York YO10 5DD United Kingdom*

<sup>3</sup>*Environmental Sciences Department, University of Virginia, Charlottesville, Virginia 22904 USA*

<sup>4</sup>*German Federal Environment Agency (UBA), Wörlitzer Platz 1, 06844 Dessau, Germany*

<sup>5</sup>*Netherlands Environmental Assessment Agency (MNP), P.O. Box 303, 3720 AH Bilthoven, The Netherlands*

<sup>6</sup>*Environment Department, University of York, Heslington, Yorkshire YO10 5DD United Kingdom*

<sup>7</sup>*Universidade de Brasília, Departamento de Ecologia, Campus Universitário Darcy Ribeiro, CEP 70.919-970, Brasília-DF, Brazil*

<sup>8</sup>*The Woods Hole Research Center, 149 Woods Hole Road, Falmouth, Massachusetts 02540-1644 USA*

<sup>9</sup>*European Commission, Joint Research Centre, Institute for Environment and Sustainability, Ispra (VA), Italy*

<sup>10</sup>*Centre for Ecology and Hydrology, Orton Building, Deniol Road, Bangor LL57 2UP United Kingdom*

<sup>11</sup>*Energy Research Centre of the Netherlands, ECN, P.O. Box 1, 1755 ZG Petten, The Netherlands*

<sup>12</sup>*U.S. Forest Service, PSW Research Station, 4955 Canyon Crest Drive, Riverside, California 92507 USA*

<sup>13</sup>*Department of Biological Sciences, Marshall University, Huntington, West Virginia 25701 USA*

<sup>14</sup>*Umeå Plant Science Centre, Department of Forest Genetics and Plant Physiology, Swedish University of Agricultural Sciences, SE-901 83 Umeå, Sweden*

<sup>15</sup>*USDA Forest Service, P.O. Box 968, Burlington, Vermont 05402 USA*

<sup>16</sup>*Alterra, Wageningen University and Research Centre, P.O. Box 47, 6700 AA Wageningen, The Netherlands*

**Abstract.** Atmospheric nitrogen (N) deposition is a recognized threat to plant diversity in temperate and northern parts of Europe and North America. This paper assesses evidence from field experiments for N deposition effects and thresholds for terrestrial plant diversity protection across a latitudinal range of main categories of ecosystems, from arctic and boreal systems to tropical forests. Current thinking on the mechanisms of N deposition effects on plant diversity, the global distribution of G200 ecoregions, and current and future (2030) estimates of atmospheric N-deposition rates are then used to identify the risks to plant diversity in all major ecosystem types now and in the future.

This synthesis paper clearly shows that N accumulation is the main driver of changes to species composition across the whole range of different ecosystem types by driving the competitive interactions that lead to composition change and/or making conditions unfavorable for some species. Other effects such as direct toxicity of nitrogen gases and aerosols, long-term negative effects of increased ammonium and ammonia availability, soil-mediated effects of acidification, and secondary stress and disturbance are more ecosystem- and site-specific and often play a supporting role. N deposition effects in mediterranean ecosystems have now been identified, leading to a first estimate of an effect threshold. Importantly, ecosystems thought of as not N limited, such as tropical and subtropical systems, may be more vulnerable in the regeneration phase, in situations where heterogeneity in N availability is reduced by atmospheric N deposition, on sandy soils, or in montane areas.

Critical loads are effect thresholds for N deposition, and the critical load concept has helped European governments make progress toward reducing N loads on sensitive ecosystems. More needs to be done in Europe and North America, especially for the more sensitive ecosystem types, including several ecosystems of high conservation importance.

The results of this assessment show that the vulnerable regions outside Europe and North America which have not received enough attention are ecoregions in eastern and southern Asia (China, India), an important part of the mediterranean ecoregion (California, southern Europe), and in the coming decades several subtropical and tropical parts of Latin America and Africa. Reductions in plant diversity by increased atmospheric N deposition may be more widespread than first thought, and more targeted studies are required in low background areas, especially in the G200 ecoregions.

*Key words:* Arctic-alpine ecosystems; boreal ecosystems; critical loads; diversity; ecoregions; mediterranean ecosystems; nitrogen deposition; species richness; temperate ecosystems; terrestrial ecosystems; tropical ecosystems.

Manuscript received 18 June 2008; revised 22 January 2010; accepted 18 March 2009; final version received 14 April 2009.  
Corresponding Editor: N. B. Grimm. For reprints of this Invited Feature, see footnote 1, p. 3.

<sup>17</sup> E-mail: r.bobbink@b-ware.eu

## INTRODUCTION

Nitrogen (N) is an essential plant nutrient and many terrestrial ecosystems are adapted to conditions of low N availability, a situation that often leads to plant communities with high species diversity (Bobbink et al. 1998). At the global scale, current N emission scenarios project that most regions will have increased rates of atmospheric N deposition in 2030 (Dentener et al. 2006), which is causing concern about significant impacts on global plant biodiversity (Vitousek et al. 1997, Sala et al. 2000, Phoenix et al. 2006).

The N cycling in ecosystems is originally derived from three main sources: biological N fixation (BNF), mineralization, and atmospheric deposition. The first represents the introduction of new reactive N (Nr) into the system, the second is conversion of organic Nr to inorganic Nr within the system, and the third is the transfer of Nr from one system to another. The term reactive N (Nr), as used in this paper, includes all biologically active, chemically reactive, and radiatively active N compounds in the atmosphere and biosphere of the Earth. Thus Nr includes inorganic reduced forms of N (e.g.,  $\text{NH}_3$ ,  $\text{NH}_4^+$ ), inorganic oxidized forms (e.g.,  $\text{NO}_x$ ,  $\text{HNO}_3$ ,  $\text{N}_2\text{O}$ ,  $\text{NO}_3^-$ ), and organic compounds (e.g., urea, amines, proteins), in contrast to unreactive  $\text{N}_2$  gas. In the natural world before the agricultural and industrial revolutions, atmospheric deposition was a relatively unimportant source. In the current world, atmospheric deposition is not only an important source, but it can also be the dominant source (Galloway et al. 2008). The major factor that drives the changes in the global N cycle is the increased Nr creation rate due to human demands for food and energy. Anthropogenic Nr can be emitted to the atmosphere as  $\text{NO}_x$ ,  $\text{NH}_3$ , and organic N (Neff et al. 2002, Galloway et al. 2004, Dentener et al. 2006). Major  $\text{NO}_x$  sources are combustion of fossil fuels and biomass; major  $\text{NH}_3$  sources are emissions from fertilizer and manure; major organic N sources are more uncertain but include both natural and anthropogenic sources. In a world without humans, terrestrial Nr creation was entirely by natural processes (BNF and lightning). By 1860, natural processes still dominated the global input rate ( $\sim 120$  Tg N/yr) because anthropogenic inputs were small ( $\sim 16$  Tg N/yr), almost entirely from cultivation-induced BNF (Galloway et al. 2004). By 2005, natural processes had diminished due to land-use change, and anthropogenic processes had increased by over an order of magnitude to  $\sim 210$  Tg N/yr (Galloway et al. 2008).

With the exception of  $\text{N}_2\text{O}$ , all of the Nr emitted to the atmosphere is deposited to the Earth's surface following transport through the atmosphere. Atmospheric N transport ranges in scale from tens to thousands of kilometers. The subsequent deposition often represents the introduction of biologically active N to N-limited ecosystems (both terrestrial and marine) that have no internal sources of anthropogenic N (Phoenix et al. 2006, Duce et al. 2008). This sets the

stage for multiple impacts on the biodiversity of the receiving ecosystems.

With the increase in N deposition over the last 50 years, plant communities in broad areas of Europe and North America may have shifted toward compositions typical of high N availability (e.g., Bobbink et al. 1998). This shift has often been associated with loss in diversity of plant species and associations, particularly in regions with high N deposition. International concern over these impacts led to the development of effect thresholds (or critical loads) for N deposition (Nilsson and Grennfelt 1988, Hettelingh et al. 2001, Umweltbundesamt 2004). Research over the last two to three decades in Europe and North America, which has also fed into the development of critical loads, has shown that the severity of the effects of airborne N deposition depends on (1) the duration, the total amount, and the N form of the inputs; (2) the intrinsic sensitivity of the plant species present; and (3) abiotic conditions in the ecosystem. Acid neutralizing capacity (ANC), soil nutrient availability, and other soil factors, which influence the nitrification potential and N-immobilization rate are of particular importance. The last two items can be influenced by both past and present land use and by management. As a consequence, high variation in sensitivity to N deposition has been observed between different ecosystems. Despite this diverse sequence of events, the following main effects mechanisms can be recognized (see Fig. 1):

1. *Direct toxicity of nitrogen gases and aerosols to individual species* (e.g., Pearson and Stewart 1993).—High concentrations in air have an adverse effect on the aboveground plant parts (physiology, growth) of individual plants. Such effects are only important at high air concentrations near large point sources.

2. *Accumulation of N compounds, resulting in higher N availabilities and changes of plant species interactions* (e.g., Bobbink et al. 1998).—This ultimately leads to changes in species composition, plant diversity, and N cycling. This effect chain can be highly influenced by other soil factors, such as P limitation.

3. *Long-term negative effect of reduced-N forms (ammonia and ammonium)* (e.g., Roelofs et al. 1996, Kleijn et al. 2008).—Increased ammonium availability can be toxic to sensitive plant species, especially in habitats with nitrate as the dominant N form and originally hardly any ammonium. It causes very poor root and shoot development, especially in sensitive species from weakly buffered habitats (pH 4.5–6.5).

4. *Soil-mediated effects of acidification* (e.g., Van Breemen et al. 1982, Ulrich 1983, 1991, De Vries et al. 2003).—This long-term process, also caused by inputs of sulfur compounds, leads to a lower soil pH, increased leaching of base cations, increased concentrations of potentially toxic metals (e.g.,  $\text{Al}^{3+}$ ), a decrease in nitrification, and an accumulation of litter.

5. *Increased susceptibility to secondary stress and disturbance factors* (e.g., Bobbink et al. 2003).—The

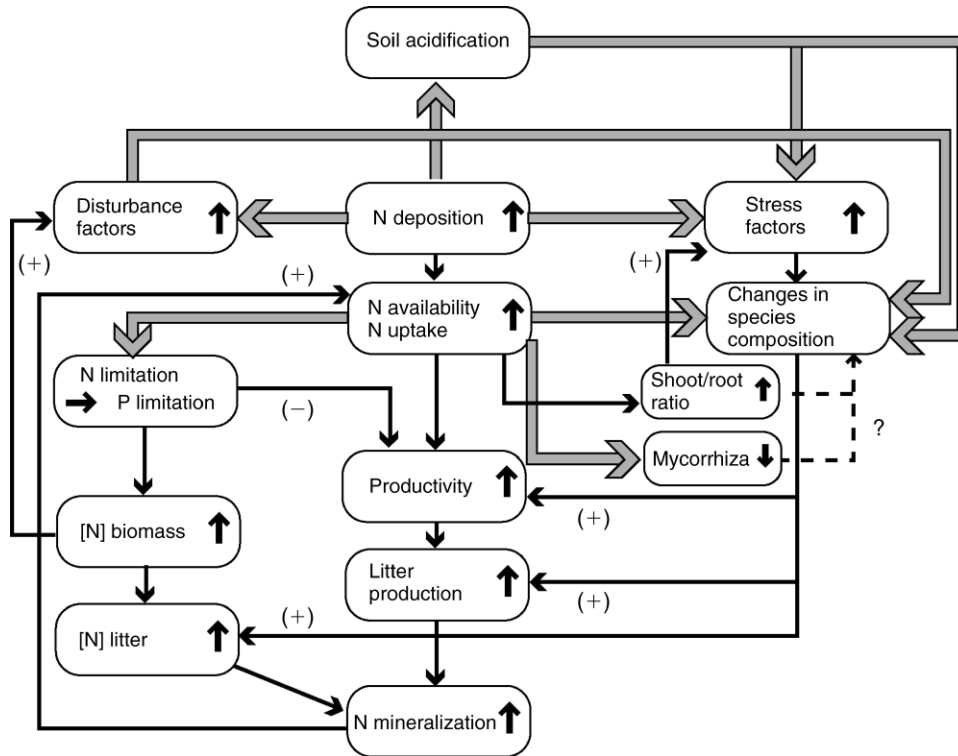


FIG. 1. Scheme of the main impacts of increased N deposition on terrestrial ecosystems. Up arrows in boxes indicate increase; down arrows indicate decrease. Black arrows between boxes mean the effect will occur in the short term (<5 yr); gray arrows indicate long-term impact. Feedbacks are positive (+) or negative (-). The figure is from Bobbink and Lamers (2002), used with permission.

resistance to plant pathogens and insect pests can be lowered because of lower vitality of the individuals as a consequence of N-deposition impacts, whereas increased N contents of plants can also result in increased herbivory. Furthermore, N-related changes in plant physiology, biomass allocation (root/shoot ratios), and mycorrhizal infection can also influence the susceptibility of plant species to drought or frost.

In general, the potential risk of global impacts of N enrichment on biodiversity have been recognized (e.g., Sala et al. 2000, Phoenix et al. 2006), but there has been no attempt to compile the evidence across major global biomes of the effects of N deposition on plant diversity. The key aim of this paper is to provide such a synthesis. In this paper, we aim to:

1) describe the effect chains for N that affect plant diversity of major ecosystem types around the globe, from high to low latitudes (arctic, boreal, temperate, mediterranean, and arid zones, subtropical and tropical systems), focusing on quantitative dose effect studies;

2) review the main mechanisms for impacts of N deposition on plant diversity from the available experimental evidence;

3) summarize the use and limitations of critical-load approaches for N deposition applied in Europe and prospects for their application in other parts of the world;

4) highlight the increasing atmospheric deposition of N across the globe and identify the areas and ecosystems around the globe now and in the future that are receiving, or likely to receive, enhanced N loads; and

5) synthesize the available information in an assessment of the prospects for further plant diversity loss.

#### EFFECTS OF N DEPOSITION ON PLANT DIVERSITY IN ECOSYSTEM TYPES AROUND THE GLOBE: AN OVERVIEW

In this section, we systematically describe the effects of N deposition on plant diversity in eight major global ecosystem types, focusing on vascular plants. Whenever available, we also describe effects on lichens, mosses, and epiphytic species as these tend to be the more sensitive elements of ecosystems to N impacts. First an overview is given of the characteristics of each ecosystem, sometimes including a general overview of potential N-deposition impacts. We then include an overview of N effects, mainly based on N addition experiments and sometimes also including circumstantial field evidence. The important data from the included studies are given in a summarizing table (see Appendix A), except for the well-known data for European temperate systems (see Bobbink et al. [2003] for details). Each subsection concludes by presenting a threshold for N deposition damage whenever possible.

### *Arctic and alpine ecosystems*

**Characteristics.**—Plant habitats in arctic and alpine ecosystems include tundra (including polar deserts), arctic and (sub)alpine scrubs, and (sub)alpine grasslands. Plant growth in all these habitats is restricted by short growing seasons, cold temperatures, frequent and strong winds and low nutrient supply. The distribution of plant communities in the landscape is dependent on the distribution of snow during winter and spring. Most alpine and all arctic soils are influenced by frost activity or solifluction. Current loads of atmospheric N deposition to arctic ecosystems are very low ( $<2\text{--}3\text{ kg N}\cdot\text{ha}^{-1}\cdot\text{yr}^{-1}$ ). N deposition to (sub)alpine ecosystems in central Europe is sometimes considerably higher ( $10\text{--}20\text{ kg N}\cdot\text{ha}^{-1}\cdot\text{yr}^{-1}$ ).

**Effects on tundra.**—The key feature which distinguishes tundra is the presence of permafrost, which prevents root penetration and often keeps the ground waterlogged in summer. There have been several field manipulation studies with nutrients in tundra ecosystems; however, most have involved NPK fertilizer additions (e.g., Press et al. 1998, Robinson et al. 1998, Schmidt et al. 2000) or single large applications of N (e.g., Henry et al. 1986, Shaver and Chapin 1995), which makes it difficult to use the results for making predictions of plant community responses to low annual N additions. The few available studies with annual N additions to tundra ecosystems have demonstrated increased cover of vascular plants and decreased cover of bryophytes and lichens (Baddeley et al. 1994, Gordon et al. 2001, Nilsson et al. 2002, Soudzilovskaia and Onipchenko 2005, Soudzilovskaia et al. 2005). For polar deserts with large areas of bare ground, Madan et al. (2007) demonstrated that N addition ( $50\text{ and }5\text{ kg N}\cdot\text{ha}^{-1}\cdot\text{yr}^{-1}$ ), in combination with P addition, strongly increased vascular plant cover. From sole N addition the effects were less pronounced, but still detectable. For tundra habitats and for polar deserts it has been demonstrated that P availability often restricts the responses to N, i.e., plant growth is co-limited by N and P (Gordon et al. 2001, Soudzilovskaia et al. 2005, Madan et al. 2007).

**Effects on alpine and subalpine scrub habitats ("heaths").**—In scrub habitats it has also been demonstrated that bottom-layer bryophytes and lichens are sensitive to annual N additions. N addition ( $10\text{ and }40\text{ kg}\cdot\text{ha}^{-1}\cdot\text{yr}^{-1}$ ) to a *Racomitrium lanuginosum*–*Carex bigelowii* heath in the Scottish highlands demonstrated that *R. lanuginosum* cover was reduced by as much as 31% by the low-N addition, while graminoid cover increased by 57% (Pearce and Van der Wal 2002). Also for other alpine heath ecosystems in Scotland and Norway it has been found that lichens are the functional type most sensitive to N addition, while vascular plants do not show much response (Fremstad et al. 2005, Britton and Fisher 2007).

**Effects on alpine grasslands.**—Alpine grasslands are well known for their high diversity of vascular plant

species. It has been demonstrated that N addition ( $20, 40, \text{ and } 60\text{ kg N}\cdot\text{ha}^{-1}\cdot\text{yr}^{-1}$ ) to an alpine grassland in Colorado did not significantly change species richness of the vegetation although it increased the Shannon index of diversity (Bowman et al. 2006). The study showed that sedges benefited more from N addition than grasses and forbs and the species that were unresponsive to N did not decline, but maintained their productivity (Bowman et al. 2006). In the European Alps, N addition ( $>10\text{ kg N}\cdot\text{ha}^{-1}\cdot\text{yr}^{-1}$ ) increased total plant biomass, particularly the biomass of sedges (Bassin et al. 2007). Körner (2003) suggested that for alpine grasslands the unlimited supply of light allows N-favored species to increase their productivity, without a concomitant decrease of species not favored by N additions.

**Thresholds for nitrogen deposition impacts.**—In conclusion, for arctic and alpine ecosystems it appears that lichens and bryophytes are the most sensitive species to increased N inputs. Several studies report lichen and bryophyte decline. Very few experiments have added N doses smaller than  $10\text{ kg N}\cdot\text{ha}^{-1}\cdot\text{yr}^{-1}$ , but at this level of N input significant increases in plant biomass have been reported from grassland ecosystems. Studies in the harshest habitats (polar deserts and arctic heaths) have demonstrated that plant growth is co-limited by N and P. The evidence leads to an effect threshold for nitrogen deposition between  $5\text{ and }15\text{ kg N}\cdot\text{ha}^{-1}\cdot\text{yr}^{-1}$ , depending on the studied ecosystem.

### *Boreal forest*

**Characteristics.**—Boreal forests are the largest forest zone of all vegetation types. Plant growth in boreal ecosystems is restricted by short growing seasons, cold temperatures, and low nutrient supply. Current loads of N deposition to boreal regions in northern Europe are relatively low (generally  $<6\text{ kg N}\cdot\text{ha}^{-1}\cdot\text{yr}^{-1}$ ). There is evidence that even this relatively low N-deposition rate has the potential to change plant species composition, diversity, and ecosystem functioning.

In many boreal ecosystems, bryophytes constitute an important bottom-layer component. Bryophytes efficiently retain N added by wet and dry deposition and are therefore considered to be highly sensitive to airborne N pollutants (Lamers et al. 2000, Turetsky 2003). Bryophyte responses to N addition are species-specific and in boreal forests dominant species, like *Hylocomium splendens*, start to decline at N input rates of  $>10\text{ kg N}\cdot\text{ha}^{-1}\cdot\text{yr}^{-1}$  (Hallingbäck 1992, Mäkipää 1995, Mäkipää and Heikkinen 2003), while species normally inhabiting more nutrient-rich habitats, like *Brachythecium* spp. and *Plagiothecium* spp., increase (Strengbom et al. 2001). For vascular plant species, N addition results in proliferation of relatively fast-growing graminoids, sedges, and herbs at the expense of the more slow-growing dwarf shrubs (Strengbom et al. 2002, Nordin et al. 2005). Bobbink (2004) demonstrated that N addition to boreal forest does not influence species richness, but

causes shifts in species composition of the understory vegetation.

*Experimental evidence of N effects.*—Studies of N effects on boreal ecosystem function have revealed several mechanisms mediating N-induced vegetation change. For example, in boreal spruce forest, damage to the dominant understory dwarf shrub *Vaccinium myrtillus* from pathogens increased in response to experimental N additions (Nordin et al. 1998, 2006, Strengbom et al. 2002). A similar pattern existed under a natural gradient of N deposition as pathogen damage to the shrub became more frequent in areas where N deposition exceeded  $\sim 6 \text{ kg N}\cdot\text{ha}^{-1}\cdot\text{yr}^{-1}$  (Strengbom et al. 2003). Pathogen damage to *V. myrtillus* occurs in well-defined patches of the shrub canopy. In such patches, the shrubs become leafless early in the growing season and more fast-growing competing plants (mainly the graminoid *Deschampsia flexuosa*) proliferate from the increased N supply in combination with the increased light availability (Strengbom et al. 2002, 2004).

The relative supply of reduced and oxidized N is another factor with potential to influence plant species distribution. In boreal soils, slow N mineralization rates mean that the dissolved N pool that is directly available for uptake is dominated by organic N forms (like amino acids) and/or  $\text{NH}_4^+$ , whereas  $\text{NO}_3^-$  is rare (Nordin et al. 2001, 2004, Jones and Kielland 2002). Airborne N deposited over these ecosystems consists of more or less equal portions of  $\text{NH}_4^+$  and  $\text{NO}_3^-$ , and in coastal areas  $\text{NO}_3^-$  can even be the dominant N form. Various boreal tree species, as well as many dwarf shrubs and herbs, have only limited capacity to utilize  $\text{NO}_3^-$  (Chapin et al. 1993, Kronzucker et al. 1997, Nordin et al. 2001, 2004). In contrast, plant species adapted to N-rich habitats often exhibit high capacities to take up  $\text{NO}_3^-$ , but only limited capacity to take up organic N (Bowman and Steltzer 1998, Nordin et al. 2001, 2006). Therefore, although many effects of N deposition to ecosystems are related to the quantity of N deposited, the chemical form of the deposited N also may influence ecosystem response to N deposition.

*Thresholds for nitrogen deposition impacts.*—We conclude that increased N inputs can considerably affect the understory vegetation of boreal forests. Long-term N fertilization experiments clearly show changes in species composition, but no decline in overall species richness. Changes in biotic interactions (increased pathogen damage to plants) have been observed at N deposition rates of  $6 \text{ kg N}\cdot\text{ha}^{-1}\cdot\text{yr}^{-1}$ . Bryophyte, lichen, and dwarf shrub species are all sensitive to increased N inputs, leading to an effect threshold of  $5\text{--}10 \text{ kg N}\cdot\text{ha}^{-1}\cdot\text{yr}^{-1}$ , although the ratio of  $\text{NO}_3^-$  to  $\text{NH}_4^+$  in deposition may change the threshold and nature of effects.

#### *Temperate forests*

*Characteristics.*—Inputs of atmospheric N to woodlands often exceed those reaching low vegetation such as grasslands or heathlands due to the high filtering effect

of the canopy. Tall, aerodynamically rough surfaces efficiently capture pollutant gases, aerosols, and cloud droplets containing Nr compounds. Increased N inputs of 16–48% (Fowler et al. 1999) can be further enhanced in high altitude forests from orographic effects (Dore et al. 1992). Gilliam and Adams (1996) found wet N deposition to be 50% higher at 750 m than at 500 m in eastern U.S. hardwood forests. Thus, high-altitude forests are at particular risk from the impacts of N deposition. Evidence of N effects on species diversity and composition of herbaceous (field) layer and epiphytic communities is based on field experiments and surveys, recently reviewed in Gilliam (2006, 2007), DeVries et al. (2007), Bobbink et al. (2003), and Emmett (2007).

*Experimental evidence of effects on the herbaceous layer.*—The most diverse vegetation stratum of temperate forests is the herbaceous layer (Gilliam 2007). Excess N can decrease forest biodiversity by reducing herb-layer richness (Bobbink et al. 1998, Gilliam and Roberts 2003). Gilliam (2006) identified general patterns of this response: initial increases in cover, decreases in richness from loss of N-efficient species, decreases in species evenness from increasing dominance of few nitrophilic species, and loss of biodiversity from decreases in richness and evenness. Gilliam (2006) developed a conceptual model to explain this decline: (1) alteration of interspecific competition giving a competitive advantage to nitrophilic species (Price and Morgan 2007), (2) increased herbivory on sensitive species by increasing foliar quality and decreasing secondary defense compounds (Throop and Lerdaun 2004), (3) decreased frequency of mycorrhizal infection (decreasing survivorship of mycorrhizae-dependent species; Lilleskov and Bruns 2001, Read and Perez-Moreno 2003), (4) increased disease (Mitchell et al. 2003), and (5) increased invasive species (Luken 2003, Cassidy et al. 2004, Ehrenfeld 2004). A recent hypothesis—the N homogeneity hypothesis (Gilliam 2006)—predicts declines in biodiversity of impacted forests from excess N deposition that decreases naturally high spatial heterogeneity in soil N availability (Hutchings et al. 2003, Small and McCarthy 2003), maintaining high species diversity of the herbaceous layer.

Several U.S. studies have examined the response of the herbaceous layer to experimental additions of N to determine effects on species composition and diversity of the herb layer, as well as effects on nutrient uptake. Salient details of these studies are summarized in Appendix A.

N has been added to an entire watershed at the Fernow Experimental Forest (FEF), West Virginia, since 1989. Foliar analysis of a common herb-layer species, *Viola rotundifolia*, revealed higher N in the treatment vs. control watersheds, accompanied by lower Ca and Mg, in response to four years of treatment, suggesting that N additions increased N availability and

decreased  $\text{Ca}^{2+}$  and  $\text{Mg}^{2+}$  availability to herb-layer species (Gilliam and Adams 1996).

Hurd et al. (1998) added N at three hardwood sites in the Adirondack Mountains, New York, finding that cover of dominant herbaceous species declined significantly after three years of treatment, partly from increased shading by fern species. This response was more pronounced at the site with lower ambient inputs of atmospheric N.

The impacts of seven years of N addition to the forest floor of red pine stands were studied in the Harvard Forest, Massachusetts (Rainey et al. 1999). N concentrations in the dominant species were significantly higher in treatment plots, whereas cation concentrations were generally lower, supporting the conclusions of Gilliam and Adams (1996). Density and biomass declined 80% and ~90%, respectively, for all herb-layer species; particularly notable was the dominant species, *Maianthemum canadense*.

In contrast to the last two studies, Gilliam et al. (2006) concluded that six years of N additions to an Appalachian hardwood forest produced no significant effects on the herb layer. Gilliam et al. (2006) suggested that the lack of observed response was the consequence of high ambient levels of N deposition (wet only,  $10 \text{ kg N}\cdot\text{ha}^{-1}\cdot\text{yr}^{-1}$ ). Schleppei et al. (1999) also reported no significant change in herb-layer cover or composition after three years of addition of  $30 \text{ kg N}\cdot\text{ha}^{-1}\cdot\text{yr}^{-1}$  to a spruce–fir forest in Switzerland, in an area with high ambient deposition.

*Evidence from national monitoring and field surveys.*—Evidence of species change, especially in Europe, is also available from national and regional surveys and monitoring programs, but N effects are often confounded with other disturbances. Kirby et al. (2005) found decreases in species richness in British woodlands from 1971 to 2001 (excluding storm-damaged sites) and increases in cover of some nitrophilous species, but also identified other factors (e.g., canopy growth, management methods, climate change) impacting ground flora.

Recent increases in nitrophilic species in forest herb layers caused by increased rates of N deposition have been recorded throughout Europe (Bobbink et al. 2003). These include studies showing more nitrophilous species in Dutch forests with deposition  $>40 \text{ kg}\cdot\text{ha}^{-1}\cdot\text{yr}^{-1}$  (Dirkse and Van Dobben 1989), increases in nitrophilous species in German fir/spruce and Scots pine forests with deposition of  $15\text{--}30 \text{ kg}\cdot\text{ha}^{-1}\cdot\text{yr}^{-1}$  (Kraft et al. 2000), decreased frequency of many species and increased frequency of nitrophilous species in the central plateau of Switzerland with deposition of  $30\text{--}40 \text{ kg}\cdot\text{ha}^{-1}\cdot\text{yr}^{-1}$  (Walther and Grundmann 2001), and an increase in nitrophilous species in deciduous forests of eastern France with deposition of  $20\text{--}30 \text{ kg}\cdot\text{ha}^{-1}\cdot\text{yr}^{-1}$  (Thimonier et al. 1992, 1994). Although other factors (e.g., management practices) may alter species composition, these studies together provide strong, consistent

evidence that N deposition significantly impacts European temperate forests.

Gradient studies from point sources (e.g., intensive animal houses) provide clear evidence of the effects of atmospheric  $\text{NH}_3$  concentrations, supporting interpretations of broader-scale field studies. Pitcairn et al. (1998) reported increases in nitrophilous species (*Holcus lanatus*, *Rubus idaeus*, *Urtica dioica*) close to livestock units, identifying a threshold of  $15\text{--}20 \text{ kg N}\cdot\text{ha}^{-1}\cdot\text{yr}^{-1}$  for significant species change.

Most detailed studies of responses of herb-layer composition to moderate N deposition have been in oak forests of southern Sweden (deposition of  $7\text{--}20 \text{ kg N}\cdot\text{ha}^{-1}\cdot\text{yr}^{-1}$ ). Brunet et al. (1998) reported an increase in nitrophilous, acid-tolerant species at sites with higher levels of N deposition over a 10-yr period. Falkengren-Grerup and Diekmann (2003) identified important interactions with soil pH, with nitrophilous species increasing especially in the pH range 3.5–5.0 where total number of species was 20% lower at sites with higher rates of N deposition.

*Effects on epiphytic species.*—Epiphytes are among the more sensitive woodland species. Negative effects are often associated with high N concentrations in wet and dry deposition (e.g., Pearce and Van der Wal 2008). In areas of high  $\text{NH}_3$  concentrations, effects mediated through changes in bark chemistry have increased nitrophytic species and eliminated acidophytic species.

In the epiphyte-rich Atlantic oakwoods of the UK, Mitchell et al. (2003) found large variation in species composition over a range of deposition rates from 10 to  $50 \text{ kg N}\cdot\text{ha}^{-1}\cdot\text{yr}^{-1}$ . Several sensitive species (e.g., *Lobaria pulmonaria*) were only found at sites with deposition rates  $<20 \text{ kg N}\cdot\text{ha}^{-1}\cdot\text{yr}^{-1}$ . Transplant experiments between areas of low and high N deposition ( $12$  and  $54 \text{ kg N}\cdot\text{ha}^{-1}\cdot\text{yr}^{-1}$ , respectively) demonstrated changes in species vitality and cover consistent with the field surveys. Effects associated with transplant to areas of reduced N deposition were slower than those associated with transplant to areas of increased N deposition, suggesting longer duration for recovery than for initial impacts of N deposition (Mitchell et al. 2004).

*Thresholds for nitrogen deposition impacts.*—Effects of current and future N deposition on temperate forest biodiversity are difficult to quantify because (1) experimental N addition rates are often  $>50 \text{ kg N}\cdot\text{ha}^{-1}\cdot\text{yr}^{-1}$ , (2) background N deposition at sites can be high, and (3) biodiversity loss may already have occurred. Available evidence suggests that the threshold for N deposition effects on understory biodiversity is  $<20 \text{ kg}\cdot\text{ha}^{-1}\cdot\text{yr}^{-1}$ , and may be as low as  $10\text{--}15 \text{ kg}\cdot\text{ha}^{-1}\cdot\text{yr}^{-1}$  for sensitive communities. In the Adirondack Mountains, Hurd et al. (1998) reported significant declines in cover of dominant herbaceous understory species after only three years of N additions as low as  $14 \text{ kg}\cdot\text{ha}^{-1}\cdot\text{yr}^{-1}$ . N deposition at Huntington Forest, the site where foliar N responses were greatest, was reportedly  $7\text{--}10 \text{ kg}\cdot\text{ha}^{-1}\cdot\text{yr}^{-1}$ , thus giving a total N input of  $\sim 20 \text{ kg}\cdot\text{ha}^{-1}\cdot\text{yr}^{-1}$  in the lowest

N treatment (Lovett and Lindberg 1993, Hurd et al. 1998). Pitcairn et al. (1998) showed a threshold of 15–20 kg·ha<sup>-1</sup>·yr<sup>-1</sup>, whereas field surveys in moderate deposition areas of Europe suggest a threshold for changes in species composition in the range 10–15 kg·ha<sup>-1</sup>·yr<sup>-1</sup>.

An important implication of these thresholds is that many European and North American forests have probably already experienced significant loss of species diversity and changes in species composition. Hence, as identified by Gilliam (2006), understory communities will respond most rapidly to further increases in N deposition in areas with low levels of ambient deposition. For field layer and epiphytic communities in species-depleted areas, a key unknown is if and how diversity can be increased once N-deposition rates decline.

#### *Temperate non-forest ecosystems*

A considerable part of the biodiversity of the temperate zone of Europe and North America is present in seminatural ecosystems. Here we restrict our discussion to two major groups, namely dwarf shrub vegetation (heathlands) and species-rich grasslands. Most of these, and other, systems of high conservation value originated under long-term, low-intensity agricultural management and occur on oligotrophic to mesotrophic soil conditions. Because of this low nutrient status, many temperate seminatural ecosystems can be sensitive to eutrophication by enhanced N inputs, while in weakly buffered systems, acidification can also be important.

*Characteristics.*—The term heath is used for communities where the dominant life form is small-leaved dwarf shrubs (mostly *Calluna vulgaris* and *Erica* spp.), forming a canopy of 1 m or less above the soil surface. Grasses and forbs may form discontinuous strata, and frequently a ground layer of mosses or lichens is present. In sub-Atlantic parts of Europe heaths are certainly man-made, semi-natural ecosystems, which need management to conserve their typical diversity. Heathlands are found on nutrient-poor mineral soils with a low pH (3.5–4.5). Despite conservation efforts, many lowland heaths in Western Europe have become dominated by grass species over the past 20–50 years.

Seminatural grasslands with traditional agricultural use have long been an important part of the landscape in temperate Europe. Natural temperate grasslands (steppe or prairie) with no natural tree growth because of climatic constraints are very rare in Europe but do occur in North America. Seminatural, species-rich grasslands are generally nutrient poor, with a history of low inputs combined with nutrient removal by grazing or hay making, and hence can be affected by increased atmospheric N inputs. Moreover, some of the most species-rich grasslands occur under weakly buffered or almost neutral conditions, which make them sensitive to acidification and very sensitive to negative impacts of ammonium accumulation.

*Effects on heathlands.*—Although changes from traditional management practices may be partly responsible, there is a wide range of evidence that increased N deposition has contributed to the decline of dwarf shrub-dominated heath in Europe. However, early competition experiments in the Netherlands showed a significant effect of N addition on competition between *C. vulgaris* and grass species only in young heaths of low stature and cover (e.g., Heil and Bruggink 1987, Aerts et al. 1990). Since then, a combination of mesocosm, field and modeling studies has made it clear that effects of increased N deposition can only be explained as part of an interacting sequence of events at different time scales, rather than by a simple change in competitive strength (see Fig. 1).

First, increased N availability stimulates biomass and litter production of the dominant dwarf shrub in most situations (e.g., Heil and Diemont 1983, Aerts and Heil 1993, Power et al. 1995, Bobbink et al. 1998, Marcos et al. 2003), although some inland dry heaths are limited by P or K (e.g., Nielsen et al. 2000). Nitrogen is strongly retained in the system, as ammonium immobilization in the soil is high and leaching losses are very low (e.g., De Boer 1989, Berendse 1990, Power et al. 1998, Kristensen and McCarty 1999, Nielsen et al. 2000). The increase in N content stimulates microbial activity and leads to higher N mineralization rates (Berendse 1990, Power et al. 1998). However, the dwarf shrub species remains a stronger competitor than grasses if the canopy is not opened (Aerts et al. 1990, Aerts 1993). The shift from dwarf shrub to grass dominance needs to be triggered by opening of the canopy, for example by heather beetle attacks, winter injury or drought, which in turn is more likely when N concentrations in the plants are higher (Bobbink and Lamers 2002). Grasses then quickly profit from the increased light intensity, together with the high N availability, and this may lead within a few years to an increase in grass cover and decline in dwarf shrubs (e.g., Heil and Diemont 1983). The stochastic and long-term nature of several of the key interacting processes make it difficult to clarify experimentally all the relationships even in long-term studies. Therefore, computer models have provided an important tool to demonstrate the importance of N deposition acting over decades with secondary stresses and under different management regimes (e.g., Heil and Bobbink 1993, Terry et al. 2004).

There is evidence that typical heathland lichen and moss species can be negatively affected by N deposition before a shift from dwarf shrubs to grasses occurs (e.g., *Cladonia* spp; *Parmelia* [Barker 2001]; *Hypnum* spp. [Lee and Caporn 2001]; *Cladonia* spp. [Tomassen et al. 2004]). These declines are unlikely to be caused by the direct toxic effects of N, but probably are due to increased shading through the greater canopy density of heather. This has been confirmed by experimental removal of the shoots, which caused rapid recovery of the lichens (Barker 2001).

*Effects on grasslands.*—The impacts of N enrichment on species composition and diversity are relatively well

studied experimentally in European species-rich grasslands (Bobbink et al. 2003). Bobbink (2004) analyzed the effects of N deposition on plant species richness in seminatural grassland using European field addition experiments with N addition treatments for at least two years. The experiments in this synthesis included both dry and wet grasslands and a range of soil pH (acid to calcareous) in six countries across Europe. A significant negative relationship between species richness and N addition was found for these temperate, seminatural grasslands (Fig. 2), and there was a steep reduction of ~40% of the species richness occurring over the addition range 0–40 kg N·ha<sup>-1</sup>·yr<sup>-1</sup>. The loss of species characteristic of a particular ecosystem may be higher than indicated by overall species richness, because some fast-growing species (especially graminoids) invaded in high N treatments and were not present in the controls.

These findings are consistent with the results of long-term studies in North America, in which a range of rates of N deposition (10–95 kg N·ha<sup>-1</sup>·yr<sup>-1</sup>) over a total of 23 years to three old fields on former prairie rangeland and one natural prairie vegetation, in an area with a background deposition estimated to be 6 kg N·ha<sup>-1</sup>·yr<sup>-1</sup>. Recent analysis by Clark and Tilman (2008), and earlier analysis of one field by Haddad et al. (2000) highlight that the greatest loss of plant species numbers occurred over lower addition rates, in the range 10–50 kg N·ha<sup>-1</sup>·yr<sup>-1</sup>. The time required to detect consistent and significant reductions in species numbers varied from three to nine years, depending on the N addition rate; thus, given sufficient time, relatively low N deposition inputs can have a significant impact on plant species biodiversity. Clark and Tilman (2008) highlight that the effect was greatest on rare species because of their lower initial abundance. A greater effect of N deposition on rare, rather than common, species of heathland and acidic grassland species was also identified in field studies in the Netherlands by Kleijn et al. (2008), and attributed to their narrower ecological amplitude.

One problem with interpretation of these field experiments is that species may already have been lost in areas where ambient N loads exceed 20 kg N·ha<sup>-1</sup>·yr<sup>-1</sup>. Experiments in which N load is reduced below ambient levels are rare but can provide useful information on such effects. For example, the cover of the moss species *Racomitrium* in acid grassland increased three- to four-fold after reduction to preindustrial loads (2–3 kg N·ha<sup>-1</sup>·yr<sup>-1</sup>) from an ambient load of 20 kg N·ha<sup>-1</sup>·yr<sup>-1</sup> (Jones et al. 2002, Emmett 2007). This suggests that this species may already have been affected by historical N deposition and stresses the importance of studies in low-N-input areas.

Such information is relevant to the interpretation of field studies in which species composition of grassland ecosystems is compared across a gradient of N deposition. Stevens et al. (2004) reported a UK-wide survey of acidic grasslands across a gradient of N

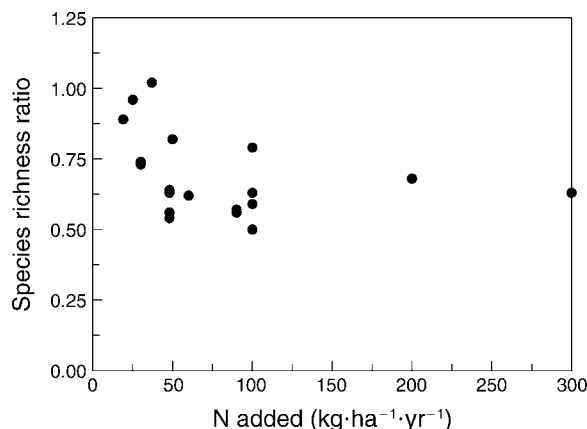


FIG. 2. The species richness ratio (i.e., the ratio of the mean number of plant species in the N-treated vegetation to the mean number in the control) plotted vs. the nitrogen addition in field experiments in dry and wet grassland types across Europe (from Bobbink 2004 [used with permission]).

deposition from 5 to 35 kg N·ha<sup>-1</sup>·yr<sup>-1</sup> and found that the plant species richness in a 2 × 2 m plot declined as a function of the rate of inorganic N deposition. This was more strongly related to reduced N deposition than oxidized N (Stevens et al. 2006). Stevens et al. (2004) estimated a reduction of one species for every 2.5 kg N·ha<sup>-1</sup>·yr<sup>-1</sup> of N deposition, but also identify that this may be due to long-term cumulative deposition of N over decades, rather than current deposition.

Relatively few experimental studies of grassland responses have considered the underlying mechanisms. The results of the study of Clark and Tilman (2008) can be attributed to eutrophication effects of N inputs, because acidification was prevented by liming, and addition of other nutrients, including P, precluded them becoming limiting. However, Horswill et al. (2008) identify the importance of acidification and base cation depletion in responses to N deposition in experiments on both an acidic and calcareous grassland, while a recent meta-analysis of North American field experiments (Clark et al. 2007) suggests that species loss is less marked on sites with higher pH and cation-exchange capacity. Both Bobbink (1991) and Phoenix et al. (2003) demonstrated increased P demands in species of different functional groups in response to N addition to calcareous grasslands limited by P or N and P together. This suggests that such responses are important adaptations to increased N deposition and are crucial for the long-term consequences of N deposition in other severely P-limited systems, such as in the tropics.

*Thresholds for nitrogen deposition impacts.*—In most European heathland experiments, dwarf shrub growth is increased by added N inputs above 15–20 kg N·ha<sup>-1</sup>·yr<sup>-1</sup>, while lichens and mosses can be negatively affected at deposition rates above 10–15 kg·ha<sup>-1</sup>·yr<sup>-1</sup>. However, the shift from dwarf shrub to grass dominance depends not only on N deposition, but also complex



ecosystem interactions and management methods. Effects on plant species richness in species-rich seminatural grasslands have been reported above N loads of  $\sim 15\text{--}20$  kg N $\cdot\text{ha}^{-1}\cdot\text{yr}^{-1}$ . However, the longest published experiment shows significant effects even at very low N inputs ( $10$  kg N $\cdot\text{ha}^{-1}\cdot\text{yr}^{-1}$ ) and it may be that there is simply no threshold for these changes if the duration of the experiments is sufficiently long.

#### *Mediterranean vegetation*

**Characteristics.**—Mediterranean vegetation is characterized by annual grasses and forbs, evergreen shrubs and sclerophyll trees, forming annual grasslands, typical shrublands, woodlands, or forest stands. These communities have adapted to the distinctive climatic conditions, with summer drought and cool moist winters (Archibold 1995). Soils in mediterranean systems are typically base rich compared to mesic systems and as a result acidification effects are less important than eutrophication impacts. Nitrogen accumulation, which enhances the spread of nitrophilous and some invasive species, is the dominant mechanism by which biodiversity effects occur in mediterranean ecosystems (Appendix A; Fenn et al. 2003a, 2008).

**Effects on grasslands.**—Serpentine soils in the San Francisco Bay area are low in N and support a diverse native grassland with more than 100 species of forbs and grasses. In an area near San Jose, California with N deposition as high as  $10\text{--}15$  kg N $\cdot\text{ha}^{-1}\cdot\text{yr}^{-1}$  exotic annual grasses have invaded and replaced many native species. Exotic grasses are replacing native forbs, including the larval host plants of the rare and endangered Bay Checkerspot Butterfly, which has been declining steadily, with local extirpations in some reserves (Weiss 1999). When the impacted grasslands are grazed with cattle, native plant species survive, because cattle preferably select grasses over forbs and grazing leads to a net export of N from the site (Weiss 1999). Study of a roadside deposition gradient demonstrated that exotic grasses exclude native species in serpentine grasslands with N deposition as low as  $5$  kg $\cdot\text{ha}^{-1}\cdot\text{yr}^{-1}$  (Stuart Weiss, *personal communication*). Fertilization studies in California grasslands have also shown that invasive species become dominant (Huenneke et al. 1990) and N-fixing species can be extirpated in N-enriched sites (Zavaleta et al. 2003; Appendix A).

In Europe, the impacts of N inputs on biodiversity of mediterranean terrestrial systems have only been reported for a grassland in Italy (Bonanomi et al. 2006). Nitrogen ( $35$  kg $\cdot\text{ha}^{-1}\cdot\text{yr}^{-1}$ ) was added for three years in plots with and without litter removal or vegetation cutting. Nitrogen enrichment strongly increased the aboveground living biomass, while maintaining very low species diversity. Species diversity was negatively related to the aboveground biomass of the native grass *Brachypodium rupestre*, as found earlier for *B. pinnatum* in temperate calcareous grasslands (Bobbink and Willems 1987).

**Effects on coastal sage scrub.**—During the last half century, native coastal sage scrub (CSS) habitat in the Riverside-Perris Plain located  $\sim 100$  km inland from Los Angeles, California has undergone a major decline as a result of the establishment of invasive mediterranean grasses (Minnich and Dezzani 1998, Fenn et al. 2003a, Allen et al. 2005). Invasion by grasses and the decline of native species cover and forb richness are most severe in the more northerly end of the Riverside-Perris Plain (Minnich and Dezzani 1998), where N deposition is  $>10$  kg $\cdot\text{ha}^{-1}\cdot\text{yr}^{-1}$  and levels of soil N are as much as five times greater (Padgett et al. 1999; Edie Allen, *personal communication*).

In field fertilization experiments, percent cover and biomass of exotic grasses increased, especially during wet years, but biomass of the CSS vegetation did not increase even after eight years of fertilization at  $60$  kg N $\cdot\text{ha}^{-1}\cdot\text{yr}^{-1}$  (Fenn et al. 2003a, Allen et al. 2005). Long-term experiments showed that *Artemisia* and *Encelia* suffer greater senescence and mortality after six to nine months of growth in soils where extractable N is maintained at  $30\text{--}50$   $\mu\text{g/g}$ , similar to levels that occur in the dry season in polluted sites. However, because CSS vegetation is summer deciduous, it is not known to what extent the elevated soil N levels directly affect the CSS vegetation. The exotic invasive grasses escape any potential long-term nutrient stress by having a short lifespan with high seed production. The diversity and density of arbuscular mycorrhizal spores in soil at CSS sites along a N-deposition gradient was significantly reduced at high N deposition sites ( $>10$  kg N $\cdot\text{ha}^{-1}\cdot\text{yr}^{-1}$ ; Egerton-Warburton and Allen 2000, Sigüenza et al. 2006b) along an urban-to-rural N-deposition gradient (Padgett et al. 1999). Further studies suggested a negative feedback of N deposition, mediated via selection for growth-depressing mycorrhizal strains that are not effective mutualists (Sigüenza et al. 2006a).

**Effects on chaparral.**—California chaparral communities are highly stable and resistant to alien invasive species (Burns and Sauer 1992, Keeley et al. 2003), except when mechanically disturbed or in ecotones. However, historical N enrichment of soils in pure chaparral stands of *Eriogonum fasciculatum* var. *foliolosum* Nutt. and *Adenostoma fasciculatum* Hook. & Arn. near Los Angeles was associated with dramatic changes in the mycorrhizal community (Egerton-Warburton et al. 2001). Diversity, species richness, and productivity of the arbuscular mycorrhizal community had deteriorated severely by 1969. Three previously common mycorrhizal genera disappeared from the mycorrhizal spore community in soil and one large-spored genus (*Gigaspora*) was no longer found in plant roots. N enrichment also enhanced the proliferation of potentially less-mutualistic species of small-spored genus *Glomus*, which may have implications for plant community succession in the face of chronic N deposition (Egerton-Warburton et al. 2001).

*Effects on forests.*—The most dramatic documented plant responses to N in mediterranean forests are the changes in lichen communities, even at low levels of N deposition. Using simple indices of lichen functional groups, N loads were defined that correspond with major shifts in lichen communities in mixed conifer forests in the Sierra Nevada of California. The most protective rate of N deposition for lichen community impacts based on exceedance of a N concentration threshold in the lichen *Letharia vulpina* was  $\sim 3 \text{ kg N}\cdot\text{ha}^{-1}\cdot\text{yr}^{-1}$  (Fenn et al. 2008). At this level of N deposition, the lichen community composition was already shifting from sensitive to more N-tolerant species. At an estimated N deposition of  $\sim 6 \text{ kg}\cdot\text{ha}^{-1}\cdot\text{yr}^{-1}$  the lichen community had shifted from the natural state of acidophyte (defined as highly N sensitive species) dominance. This is of particular concern because of the links of acidophyte species to food webs and other wildlife use (McCune et al. 2007). The data from this study predict a complete extirpation of acidophytes from the lichen community at an N load of  $10.2 \text{ kg}\cdot\text{ha}^{-1}\cdot\text{yr}^{-1}$ . This work demonstrates that known biological impacts are occurring at N deposition levels as low as  $3\text{--}5 \text{ kg}\cdot\text{ha}^{-1}\cdot\text{yr}^{-1}$ , levels which are exceeded over large areas of the mediterranean forests of California (Fenn et al. 2003b, 2008).

Understory diversity in mixed-conifer forests in the San Bernardino Mountains in southern California was recently compared to studies carried out 30 years prior in 1973 (Allen et al. 2007). Biodiversity loss was pronounced in the most polluted sites and is due to the establishment of invasive species that have become abundant. In three of six sites, including the two westernmost polluted sites, 20–40% of species were lost between 1973 and 2003. Because of confounding factors such as precipitation and possibly local disturbances, a simple correlation was not found between air pollution and patterns of native and invasive species cover and richness (Allen et al. 2007). Co-occurring ozone may be indirectly contributing to the establishment of exotic species as well. Ozone causes premature foliage loss in pine, while N deposition stimulates foliar growth, leading to greater litter production and accumulation in the forest floor (Fenn et al. 2003c). Many native plant species are not able to establish where dense litter accumulates. However, *Galium aparine*, an exotic annual from Europe, thrives under these conditions, which include the acidified N-rich soils that underlie the thick litter layer.

*Thresholds for nitrogen deposition impacts.*—We conclude that the impacts of N in European mediterranean vegetation have been little studied (only one N addition experiment in the whole region). Evidence from California shows that it is likely that several changes (increases in exotic grasses, decline in native species, and in mycorrhizal communities) can occur at rather low loads ( $10\text{--}15 \text{ kg N}\cdot\text{ha}^{-1}\cdot\text{yr}^{-1}$ ). The most sensitive part of the studied forests was the epiphytic lichen community, which was influenced at N inputs around  $3\text{--}5 \text{ kg}$

$\text{N}\cdot\text{ha}^{-1}\cdot\text{yr}^{-1}$ . Clearly, more long-term experiments are needed to better characterize these responses in a larger number of mediterranean ecosystems.

#### *Arid vegetation (desert and semidesert)*

*Characteristics.*—The arid regions of the world occupy 26–35% of the Earth's land surface, mostly between  $15^\circ$  and  $30^\circ$  latitude (Archibold 1995). Semi-desert and desert ecosystems occur in tropical and temperate regions. In temperate deserts, temperatures are very high in summer, but can drop considerably in winter. In all deserts there is a deficiency of precipitation, and the dryness is often intensified by high evaporation rates and by coarse soils that retain little moisture. Desert and semi-desert ecosystems are generally considered not to be sensitive to increased N loads because of the overwhelming importance of water, and they are mainly present in regions with very low N deposition with the exception of some desert regions in the southwestern United States (Fenn et al. 2003b).

*Nitrogen manipulation studies.*—The effects of N deposition on native and invasive species in a desert ecosystem has been studied in a fertilization and N deposition gradient study in Joshua Tree National Park, California, USA. N deposition increased the amount of N mineralized and thus the rate of soil N supply. However, sites with rocky or gravelly soils did not have high exotic grass cover, and maintained high native cover even under elevated N deposition. In contrast, on sandy soils elevated soil N increased exotic grass cover to the detriment of associated native forbs. Increased exotic grass cover was observed in response to an additional  $5 \text{ kg N}\cdot\text{ha}^{-1}\cdot\text{yr}^{-1}$  at a low-deposition site ( $3.4 \text{ kg}\cdot\text{ha}^{-1}\cdot\text{yr}^{-1}$ ) in 2005, which was a wet year (Allen et al. 2009). In a drier year, only the  $30 \text{ kg N}\cdot\text{ha}^{-1}\cdot\text{yr}^{-1}$  treatment elicited a similar response. Few other published studies are relevant to possible effects of N deposition on plant communities in deserts, except for short-term experiments with relatively high N treatments (e.g.,  $20\text{--}100 \text{ kg}\cdot\text{ha}^{-1}\cdot\text{yr}^{-1}$ ; Brooks 2003, Schwinn et al. 2005, Báez et al. 2007; Appendix A).

*Thresholds for nitrogen deposition impacts.*—Evidence for N-deposition effects in arid regions is very limited, although recent studies from California suggest that arid ecosystems may be more responsive to N deposition than previously assumed. In some deserts and semi-deserts changes in plant species and increases in invasive grasses have been observed after N additions, indicating that arid systems can be sensitive to increasing N deposition, particularly in areas where exotic species have been introduced.

#### *Tropical vegetation*

##### *Tropical savannas.*—

1. *Characteristics.*—Tropical savannas cover about one-eighth of the global land surface and are characterized by a near continuous grass/herbaceous stratum and a discontinuous layer of trees and shrubs of variable

density (Bourlière and Hadley 1983 in Mistry 2000). The climate is strongly seasonal and the dry season can last two to nine months (Frost et al. 1986). Savanna ecosystems are controlled by the interactions among water, nutrient availability, and disturbance (Medina 1987, Sarmiento 1996). The relative importance of disturbance (fire, grazing, and browsing) in suppression of tree cover depends on soil nutrient status and primary productivity as observed by Blackmore et al. (1990). There are few studies dealing specifically with the effects of increasing N availability on the diversity (composition and abundance of species and plant life forms) of savanna ecosystems. The time scale and amount of N applied in these studies are also variable.

2. *Effects on the herbaceous layer.*—Shorter-term experiments (i.e., one to two years) in a secondary coastal savanna in Venezuela with high nutrient addition (e.g., >200 kg/ha of N, P, and K) have shown increased cover of sedges in response to N with no change in plant composition (Barger et al. 2002). In contrast, no response to N addition alone was observed in seasonally flooded savanna. Differences in growth response of grass species to combinations of N, P, K, and S suggested a temporal division of nutrient resources (Sarmiento et al. 2006). However, the relationship among traits such as competitive ability, composition, and diversity in short-term studies may not reflect vegetation processes in the long term, because traits of the initial dominants may be unrelated to the long-term outcome of competition. A long-term experiment from 1950 to the present applied N ( $71\text{--}212\text{ kg}\cdot\text{ha}^{-1}\cdot\text{yr}^{-1}$ ), P ( $336\text{ kg}\cdot\text{ha}^{-1}\cdot\text{yr}^{-1}$ ), and lime to a grassland in South Africa (Fynn and O'Connor 2005). Botanical composition in all plots was sampled between 1951 and 1999. Averaged over 30 years, N fertilization increased aboveground primary productivity (ANPP) by 29–37% whereas N+P increased ANPP by 68–74%. Control plots demonstrated remarkable compositional stability over 50 years while, in the long-term, fertilization resulted in dramatic changes in species abundance and composition. N fertilization reduced the abundance of most species, especially of forb species (up to 94%). Fertilization with P or lime alone had little effect on ANPP and richness, but after N fertilization and liming the reduction in abundance and species number was less profound than after only N addition. This clearly revealed that the impacts of N or its chemical form (ammonium sulfate or ammonium nitrate) on plant diversity was partly caused by soil acidification. The general trend was for most species with a short stature to decline in abundance with increasing levels of N fertilization, whereas most tall species peaked at some level of N fertilization. However, not all tall species were competitive in N-fertilized sites, suggesting that other traits, like shade tolerance or P economy, were involved.

Feedbacks among N enrichment, grass productivity and herbivory can result in bottom-up regulation of savanna ecosystems with consequences for vegetation structure and diversity. In African savannas, it was

demonstrated that large native and domestic herbivores selectively used and intensively grazed nutrient-rich sites with consumption rates increasing linearly with ANPP and that they also maintain the N-enriched status of grazed sites through deposition of dung and urine (Augustine 2003).

The effects of increasing nutrient availability on the competitiveness of African grasses against native grasses of Neotropical savannas have been documented in Venezuelan and Brazilian savannas. In a short-term (one growing season) study, the cultivation of the African grass, *Andropogon gayanus*, and the native grass species, *Paspalum plicatulum*, in dystrophic savanna soils in Venezuela (fertilized with 70 kg N/ha or 30 kg K/ha or 102 kg P/ha; and NPK combined) showed that the African species is more dependent on P supply for maximal growth, while showing higher N-use efficiency than the South American grass (Bilbao and Medina 1990). Long-term effects were observed in a fertilization experiment ( $100\text{ kg N}\cdot\text{ha}^{-1}\cdot\text{yr}^{-1}$ ,  $100\text{ kg P}\cdot\text{ha}^{-1}\cdot\text{yr}^{-1}$  and N and P combined) conducted in a savanna on dystrophic soil in central Brazil since 1998. After seven years of fertilization, the invasion of the plots by the African grass *Melinis minutiflora* implied changes in species dominance. *M. minutiflora* was found to out-compete the native C3 grass *E. inflexa* in N+P treatments but not under N or P alone. Native C4 grasses showed lower biomass values under all nutrient enrichment treatments, but especially when N was added, suggesting that they are less competitive under higher nutrient availability (G. Luedemann and M. Bustamante, unpublished data). These results indicate that long-term nutrient addition is leading to loss of biodiversity of the herbaceous layer and favoring the invasion by exotic grasses.

3. *Effects on the woody layer.*—The response of savanna woody plants to N deposition is less investigated than those of the herbaceous layer. Physiological processes were studied in five dominant woody species in the Cerrado (Brazil) to determine whether N enrichment would have an effect on their pattern of carbon allocation and water relations. N addition affected the physiology of Cerrado woody species in a manner that prevented Cerrado trees responding to temporal variation in soil water resources (Bucci et al. 2007, Scholz et al. 2007). Cerrado woody species also exhibited variable responses to N and P fertilization, in terms of foliar nutrient concentrations and resorption efficiency. However, at the community level, changes in leaf chemistry and litter quality under combined N and P addition accelerated the decomposition rate (Kozovits et al. 2007). These results indicate that in seasonally dry tropical ecosystems, besides interactions between N and P, changes in water-use efficiency might be related to responses to N enrichment, with consequences for species abundance and composition. Long-term impacts of N addition might also include negative responses of woody plant seedlings to the increased biomass of the

herbaceous layer. On the other hand, the increased total leaf area of woody layer under the addition of N (Bucci 2001) might result in a negative feedback for the aboveground productivity of the herbaceous layer.

*Tropical forests.—*

1. *Characteristics.*—Tropical forests represent important storehouses for biodiversity (Mittermeier et al. 1998). A broad range of tropical forest types exists (e.g., Archibald 1995), but here we only distinguish three broad categories, namely tropical lowland rainforest, tropical montane forest and tropical dry forest. It is widely accepted that many tropical forests are P limited, N rich, and have open N cycles in comparison to most temperate forests. Tropical forests with an efficient within-stand N economy are either montane forest or lowland forest located on sandy soils (e.g., Martinelli et al. 1999, Matson et al. 1999).

The impact of N deposition on plant diversity of tropical forests is still an open question. In the last 30 years, studies in different types of tropical forests have focused on the effects of nutrient additions on productivity (LeBauer and Treseder 2008). In addition, the relatively high level of fertilizer application used in the experiments is clearly much higher than the present-day gradients of anthropogenic deposition of N. The high compositional and structural diversity of almost all tropical forests presents an additional challenge for interpreting results of nutrient addition experiments, because not all species in the ecosystem are nutrient limited, even when the overall ecosystem processes are.

2. *Effects on tropical rain forest (lowland).*—In tropical rain forests, broad-leaf trees rise to 30–45 m, forming a dense multilayer canopy. Giant lianas and epiphytes are abundant. The forest is mostly evergreen, but the individual tree species have different leaf-shedding cycles. These forests are found on highly weathered, cation-depleted, acid-clay Oxisols with high Al concentrations and high P depletion, and on soils formed on white sands. The organic matter content of the soil is low (~2%) and decomposition and mineralization rates are high.

Neotropical rain forests, particularly the Amazon forest, have been considered the most species-rich forests worldwide and spatial patterns of species richness have been detected (e.g., Gentry 1988, Ter Steege et al. 2000). Phillips et al. (2004) showed that trees 10 cm or more in diameter recruit and die twice as fast on the richer soils of southern and western Amazonia than on the poorer soils of eastern and central Amazonia.

Although tree growth may be nutrient limited in many forests (Tamm 1990, Tanner et al. 1992, Vitousek et al. 1993, Aber et al. 1995), severe light limitation on the forest floor is often thought to prevent responses of understory plants to increasing nutrient availability. Climbing plants and lianas are conspicuous and play an important part in tropical forests being efficient and flexible in light foraging (Bigelow 1993). An increased soil nutrient availability (equivalent to 220

kg N·ha<sup>-1</sup>·yr<sup>-1</sup>, 55 kg P·ha<sup>-1</sup>·yr<sup>-1</sup>, and 110 kg K·ha<sup>-1</sup>·yr<sup>-1</sup>) stimulated seedling growth of three liana species in Panama, despite extremely low light availability (0.8–2.2% of full sun; Hättenschwiler 2002). Although the response to addition of N alone was not studied, the results highlighted that responses to increasing N availability might affect all forest layers. A recent study in an old-growth tropical forest in southeastern China found that four years of experimental additions of 100 kg N·ha<sup>-1</sup>·yr<sup>-1</sup> decreased herbaceous-layer species richness nearly 40% relative to controls and that additions of 150 kg N·ha<sup>-1</sup>·yr<sup>-1</sup> decreased richness by around 75% relative to controls (Lu Xiankai, *personal communication*). This indicates that N enrichment can influence the species richness of the understory.

3. *Effects on secondary lowland forests and succession after disturbance.*—Disturbance regimes in the tropics might change community composition as responses to nutrient availability become more important than responses to light availability (as in small gaps) when light is less limiting. Tropical forests are experiencing intense land-use change and, with increasing deforestation rates, young secondary forests are becoming more important as a reservoir of biodiversity. Evidence for positive growth response and luxury consumption among light-demanding species suggests that P, rather than N, should limit seedling performance and may ultimately influence tree diversity in young secondary tropical forests. In a literature review, Lawrence (2003) reported growth responses of seedlings (a critical stage in recruitment following successful colonization of a site) in a total of 91 tropical forests. Although most of the experiments were conducted in pots and with addition of NPK that prevents the evaluation of responses to single nutrients, most of the species (73% of light-demanding and 60% of shade-tolerant) responded positively to fertilization, but the magnitude of the response of light-demanding species was more than twice that of shade-tolerant species. This suggests that nutrient enrichment could affect the structure of tropical forests regenerating from large-scale disturbance. In more fertile sites, competitive exclusion may occur within the light-demanding species, resulting in a decline in local tree diversity. I. Siddique et al. (*unpublished manuscript*) conducted a two-year experimental N and P addition (100 kg N·ha<sup>-1</sup>·yr<sup>-1</sup>; 50 kg P·ha<sup>-1</sup>·yr<sup>-1</sup>, and N and P together) in an abandoned pasture in eastern Amazonia. The two large applications of N and P conferred wood-biomass responses only for short-lived trees, primarily to N, and partly to P. Both N and P addition shifted relative tree-species growth toward few responsive species, delayed increases in tree-species richness, and reduced evenness. Consistent negative effects of N × P interactions on tree-biomass growth and diversity were attributed to dramatic, positive N × P interactions in grass growth responses. This result demonstrates that interactions within and

among life forms, and at multiple hierarchical levels of functional diversity, have to be considered in the Amazon Basin. Furthermore, Davidson et al. (2007) demonstrated, through the comparison of forest chronosequences (stands ranging in age from 3 to 70 years and remnant mature forests in eastern Amazonia-Pará), changes in N limitation with succession. Young successional forests growing after agricultural abandonment on highly weathered lowland tropical soils exhibited conservative N-cycling properties. As secondary succession progressed, N-cycling properties recovered with increasing availability of soil nitrate relative to ammonium. The dominance of a conservative P cycle typical of mature lowland tropical forests re-emerged (Davidson et al. 2007).

4. *Effects on tropical montane forest.*—In comparison to lowland forests, growth and distribution of montane tropical forest are limited by decreasing air temperature and increasing cloudiness (Grubb 1977). Erosion on steep slopes can prevent the accumulation of deep soil and can cause renewed exposure of bedrock to weathering, thus maintaining a supply of mineral-derived nutrients, such as Ca, Mg, K, and P. Nutrient supply and other factors such as soil base saturation are also controlled by temperature and precipitation. Several studies have shown that the concentration of major nutrients in mature foliage, aboveground biomass and litter fall of montane rain forests are generally lower than in lowland rain forests (Grubb 1977, Vitousek 1984, Tanner 1985). Fertilization experiments in tropical montane forests were summarized by Tanner et al. (1998), who noted considerable variability among these systems. At any altitude it is possible to find forests with low, intermediate, and high concentrations of nutrients, but low-stature forests generally have low concentrations of N and P at any elevation. They concluded that wet montane tropical forests are most likely limited by N. This conclusion is recently confirmed by the meta-analysis of LeBauer and Treseder (2008). They found a significant positive relationship between plant production and N additions in tropical montane forest studies ( $n = 8$ ). It became clear that tropical montane forest has a much more closed N cycle and is low in N. In addition, base saturation is moderate in most soils of these forests, which can imply a rather high sensitivity to soil acidification, with losses of cations and increases in aluminum due to increased N inputs.

Ostertag and Verville (2002) applied 100 kg N·ha<sup>-1</sup>·yr<sup>-1</sup> for at least 10 years to a stand of wet montane forest on young soils (200–400 years old; N limited) and to a stand on very old soils (~4.1 million years old; P limited) on Hawaii. They found a significant increase of nonnative invaders in the youngest N-limited stand, with a significant reduction in species richness. At the P-limited site, both N and P addition did not affect the species composition or diversity of the vegetation. This may indicate that species composition and diversity can be influenced by increased atmospheric N loads in

N-limited tropical montane forests, but data are extremely scarce to generalize this observation.

5. *Effects on tropical dry forest.*—Seasonally dry forests occur in tropical regions with several months of severe or absolute drought (Mooney et al. 1995) and are frequently connected to savannas because they occur under the same climatic conditions, although they are often found in soils of higher fertility. Studies of N deposition impacts on the diversity of these systems are practically nonexistent. Campo and Dirzo (2003) conducted a fertilization experiment in secondary tropical dry forests growing on limestone in the Yucatán Peninsula (México) where one sector was abandoned ~60 years ago (old secondary forest) and another sector 10 years ago. Both sectors were nutrient-poor but the old forest area had soils with higher availability of P. Plots at each forest were either left intact (controls) or fertilized with N (220 kg·ha<sup>-1</sup>·yr<sup>-1</sup>), with P (75 kg·ha<sup>-1</sup>·yr<sup>-1</sup>) or with N plus P for three consecutive years (1998–2000) in two pulses, at the end of the dry season and in the middle of the rainy season. Interactions between changes in leaf quality and herbivory were observed at the young site but not at the older site, indicating that regulatory mechanisms between leaf quality and damage by herbivores are dependent on a site's nutrient limitation and species composition. Although the study did not focus on species diversity, it reinforces that the interactions of N and P are also relevant in tropical dry forest.

6. *Thresholds for nitrogen deposition impacts.*—In many tropical systems, P is often the important limiting resource for plant growth. Responses to increased N availability are highly connected to interactions between N and P. Additionally, in these extremely species-rich and structurally diverse ecosystems, responses are often species-specific or are specific to a particular life form. These differential responses and high level of connectivity among species can affect the outcome of competition in complex ways, through interactions of nutrient-supported growth with competition for light, water, and other nutrients, as well as responses to herbivory and pathogens. Evidence from N-addition experiments in tropical savannas and forests suggests the potential for short-term decreases in species richness. This evidence is unfortunately biased, because the N additions were large and mostly applied for only brief experimental periods. Although it is not possible at this time to set an effect threshold, we suggest that the long-term impact of enhanced N deposition could lead to changes in species composition and richness in some tropical ecosystems.

#### MECHANISMS FOR PLANT DIVERSITY EFFECTS OF INCREASED N DEPOSITION: A SYNTHESIS

Generalization of the impact of N on different ecosystems around the world is difficult, considering the overall complexity of both the N cycling in ecosystems and the responses to N additions, but this global assessment shows that there are clearly general features of the N-effect chain that can be distinguished

for several major ecosystem types. The series of events that occur when N deposition has increased in a region with originally low background deposition rates is highly complex. Many biotic and abiotic processes interact and operate at different time scales. An integrative scheme derived for temperate ecosystems in the northern hemisphere (Bobbink and Lamers 2002) is given in Fig. 1.

In an attempt to gain an understanding of how applicable this type of scheme is to ecosystems outside the well-studied areas of the northern hemisphere, we have analyzed the experimental setup and results of the studies cited in *Effects of N deposition on plant diversity in ecosystem types around the globe: an Overview* to determine likely mechanisms for the plant diversity effects of N additions (see Appendix A). The most likely combination of mechanisms behind the observed changes in plant diversity is identified and scored for its relative importance (where 1 is “low importance” and 5 is “main driver”). The results are summarized in Table 1 and consistently show that N accumulation in the ecosystem is the main driver of changes to species composition across the whole range of major ecosystem types, where doses of Nr of varying amount, composition, frequency, and duration of application often reduce or change terrestrial and wetland aboveground diversity. Enhanced N inputs result in a gradual increase in the availability of soil N. This leads to an increase in plant productivity in N-limited vegetation and thus higher litter production. Because of this, N mineralization will gradually increase, which may cause enhanced plant productivity and, in the longer term, competitive exclusion of characteristic species by relatively fast-growing nitrophilic species. In general, nitrophilic species such as grasses, sedges and exotics are the “winners,” and less nitrophilic species such as forbs of small stature, dwarf shrubs, lichens, and mosses are the “losers.” The rate of N cycling in the ecosystem is clearly enhanced in this situation. When the natural N deficiencies in an ecosystem are removed, plant growth becomes restricted by other resources, such as P, and productivity will not increase further. This is particularly important in regions such as the tropics that already have very low soil P availability (Vitousek et al. 2010). N concentrations in the plants will, however, increase with enhanced N inputs in these P-limited regions, which may alter the palatability of the vegetation and thus cause increased risk of (insect) herbivory. In this situation, N concentrations in litter increase with raised N inputs, leading to extra stimulation of N mineralization rates. Because of this imbalance between N and P, plant species that have a highly efficient P economy gradually profit, and species composition can be changed in this way without increased plant productivity. Finally, the ecosystem becomes “N-saturated,” which leads to an increased risk of N leaching from the soil to the deeper ground water or of gaseous fluxes ( $N_2$  and  $N_2O$ ) to the atmosphere (e.g., Bobbink et al. 2003).

*Effects of N deposition on plant diversity in ecosystem types around the globe: an overview* also showed key N-related changes in individual plant species because of their physiology (e.g., nutrient or water-use efficiency; shade tolerance), biomass allocation pattern (e.g., root to shoot ratios), and mycorrhizal infection. This can clearly influence the outcome of plant species interactions in areas with higher N inputs. For example, in tropical forests responses of plants to light availability certainly mediate the impacts of N deposition between canopy and understory species, and thus the changes in species composition in this system.

The other mechanisms (direct toxicity of nitrogen gases and aerosols, long-term negative effects of ammonium and ammonia, soil-mediated effects of acidification, and secondary stress and disturbance) appear to be more ecosystem specific or to be found at locations near large sources with high atmospheric concentrations. They may, however, play a major role in observed changes in species composition, the significance of which is dependent on site abiotic characteristics. Acid neutralizing capacity (ANC), soil nutrient availability, and soil factors which influence the nitrification potential and N immobilization rate, are especially important in this respect (Bobbink and Lamers 2002). For example, soil acidification caused by atmospheric deposition of S and N compounds is a long-term process that may lead to lower pH, increased leaching of base cations, increased concentrations of toxic metals (e.g., Al) and decrease in nitrification and accumulation of litter (Ulrich 1983, 1991). Finally, acid-resistant plant species will become dominant, and species typical of intermediate pH disappear. This interaction between the acidifying and eutrophying effects of N deposition is of major importance in exacerbating the N deposition effects on species diversity in formerly acidic and weakly calcareous temperate habitats, such as grasslands, soft water wetlands, or forests, causing a very species-poor and atypical vegetation (Stevens et al. 2006). In contrast, in many mediterranean and arid systems, soils are typically base rich compared to more temperate and boreal systems, and thus acidification effects are less important (see *Effects of N deposition on plant diversity in ecosystem types around the globe: an overview*). Furthermore, studies on heathland impacts have shown that *Calluna vulgaris* can respond to increased N availability and that invasion by grasses and species change do not occur until its canopy is opened up by secondary factors such as heather beetle attack, frost/drought damage, or fire. These secondary factors may be highly influenced by enhanced N inputs in these shrub systems, clearly triggering the shift from dwarf shrubs to grasses (Bobbink and Lamers 2002). However, the impact of N deposition on these secondary factors is hardly quantified for ecosystem types other than heathlands, although it can be of crucial importance for the observed changes in vegetation composition. In addition, increased availability of reduced N (ammonium or

TABLE 1. Mechanisms of N deposition effects on plant diversity in major groups of ecosystems derived from experimental studies.

Ecosystem type	Direct toxicity of N gases and aerosols to individual species	Accumulation of N compounds, resulting in changes of species composition
Polar desert		– only significant vegetation responses when N was applied in combination with P
Alpine tundra, alpine/subalpine scrub, and grassland		+ decreased cover of shrubs, mosses, and lichens and increased cover of grasses or sedges (7/7) [4]
Boreal forest		+ decreased shrub and moss cover, increased grass cover (2/2) [3,5]
Temperate forest‡	+ only near major sources [5]	+ decrease in herb layer richness [5]
Mediterranean grasslands		+ increase in exotics, replacing native species (4/4) [5]
Temperate heathlands‡	little evidence that this is significant	accumulation of N linked to increased mineralization and hence increased potential for grass species to outcompete ericaceous shrubs
Temperate grasslands‡	little evidence that this is significant	experiments with control of other soil factors indicate N accumulation can explain cumulative loss of species over time
Mediterranean chaparral		+ increase in nitrophilous lichen species abundance (2/2) [4,5]; ± decreased diversity of mycorrhizae and enhancement of less mutualistic species (2/2) [4,5]
Mediterranean forest		+ dramatic alteration of lichen communities; ± some evidence of understory invasion by exotics (1/1) [4]
Semidesert and desert		+ exotic grass encroachment (5/5) [5]
Tropical savannas		± increase in sedge, loss of grass and forb species richness; ± long-term N addition favors invasion by exotic grasses and might lead to loss of biodiversity of herbaceous layer; ± in seasonally dry tropical ecosystems, besides interactions between N and P, changes in water use efficiency might be related to responses to N enrichment with consequences to species abundance and composition (5/5) [3,5]
Tropical rain forest† (lowland)		± differential species (and within species) response to nutrient addition (1/1) [3]
Tropical dry forest		± differential species response to nutrient addition (1/2) [5]
Tropical montane forest		± differential species response to nutrient addition; ± invasion by exotic species following nutrient addition (1/1) [5]
Tropical and subtropical wetlands		?
Mangroves		± mostly N-limited vegetation, but open N cycle

Notes: Entries in parentheses show the number of studies with evidence for a particular mechanism as a fraction of the total number of studies cited; entries in square brackets show the mean importance score for that mechanism (based on expert judgment: 1, low; 2, medium; 3, important; 4, very important; 5, main driver) (see Appendix A for details of studies cited). The risk of the impacts listed occurring in the field is based on expert judgment (+, high; ±, intermediate; –, low; ?, unknown risk), and the suggested thresholds for damage (#, tentative; ##, somewhat reliable; ###, reliable) based on experimental evidence discussed in this paper are also shown.

TABLE 1. Extended.

Long-term negative effect of ammonium and ammonia	Soil-mediated effects of acidification	Increased susceptibility to secondary stress and disturbance factors	Suggested thresholds for damage (kg N·ha <sup>-1</sup> ·yr <sup>-1</sup> )
			5–10 (#)
+ only near major sources [5]	± increase in nitrophilous, acid-tolerant species at sites with higher levels of N deposition [3]	+ increased disease incidence and insect damage to (1/2) [4] + increased herbivory on sensitive species by increasing foliar quality and decreasing secondary defense compounds [4]	5–15 (##) (a critical load range; see Table 2) 5–10 (##) (a critical load range; see Table 2) 10–15 (###) (a critical load range; see Table 2)
– only downwind of major ammonia sources	– mostly on well-buffered soils	+ grazing may remove N; exclusion of grazing increases N loading and exotics	5–10 (#)
not crucial for shrub replacement by grasses but may be important for other NH <sub>4</sub> -sensitive species	not crucial for shrub replacement by grasses but may be important for other pH-sensitive species	increased herbivory, winter injury, and drought damage important to open shrub canopy and increase grass competitiveness	10–25 (####) (a critical load range; see Table 2)
no evidence that direct effects of soil solution NH <sub>4</sub> are important	evidence that acidification is important and effects are reduced on better buffered soils; when P is limiting, ability to maintain P acquisition as N increases is important	little evidence that such effects are important	10–30 (####) (see Table 2)
+ increase in nitrophilous lichen species abundance (1/2) [4]	+ mostly on well-buffered soils, but soils in southern California with high N deposition have acidified	– low probability of plant diversity effects except on disturbed sites (e.g., frequent burns or road cuts), but role of added N not tested	6 (##) (lichens) 25–40 (#)
+ lichen community shifts begin at ~3 kg N·ha <sup>-1</sup> ·yr <sup>-1</sup> ; shift from acidophyte functional group dominance at 5.7 kg N·ha <sup>-1</sup> ·yr <sup>-1</sup> ; extirpation of acidophytes at 10.2 kg N·ha <sup>-1</sup> ·yr <sup>-1</sup> (1/1) [4]	+ mostly on well-buffered soils, but severe soil acidification in most polluted sites in southern California	prolonged drought years, bark beetles, ozone, multiple stress-induced mortality, and fire	3–10 (##)
	– mostly on well-buffered soils	+ buildup of exotic grass biomass creates fire-sustaining fuel loads in deserts; threshold of 5 is for a wet year	5 (#)
	– vegetation already adapted to acidic soils	± interaction with herbivory; + increase of fire intensity due to invasion of exotic grasses	?
	– vegetation already adapted to acidic soils (see Matson et al. 1999)	+ delay in succession after disturbance through invasion of herbaceous plants (1/1) [3]	?
	?	± interaction with herbivory (1/2) [3]	?
	±/? partly on soils with low cations	?	?
	?	?	?
	–	?	?

←

† The high compositional and structural diversity of tropical forests presents an additional challenge for interpreting results of nutrient amendment experiments, because not all species in the ecosystem need be limited even when the overall ecosystem processes are nutrient limited. Indeed, even within species, some individuals could be limited and others not, due, for example, to different crown exposure (Tanner et al. 1998).

‡ Based on European studies cited in main text and in Bobbink et al. (2003).



ammonia) is of major importance for the presence of typical plant species in several ecosystems, where originally nitrate is the dominant form of N rather than ammonium (Bobbink et al. 2003, Kleijn et al. 2008). This effect is especially observed in areas where most of the N deposition is in the reduced form, and in situations where nitrification has been hampered by soil acidification, such as occurred in originally weakly buffered systems (pH 4.5–6.5).

#### CRITICAL LOADS FOR N DEPOSITION AND BIODIVERSITY PROTECTION

In the sections *Effects of N deposition on plant diversity in ecosystem types around the globe: an overview* and *Mechanisms for plant diversity effects of increased N deposition: a synthesis*, we evaluated impacts on plant diversity and identified, where possible, thresholds for N deposition for each major terrestrial ecosystem type. Such thresholds have been used in evaluation of the need for emission control through the concept of critical loads. Critical loads are defined as “a quantitative estimate of an exposure to one or more pollutants below which significant harmful effects on specified sensitive elements of the environment do not occur according to present knowledge” (Nilsson and Grennfelt 1988, Hettelingh et al. 2001, Umweltbundesamt 2004). They are most commonly used in connection with deposition of atmospheric pollutants, particularly acidity and N, and define the maximum deposition flux that an ecosystem is able to sustain in the long term.

Three approaches are currently used to define critical loads of N. The first, steady-state models, use observations or expert knowledge to determine chemical thresholds (e.g., N availability, N leaching, C/N ratio) in environmental media for effects in different ecosystems, including changes in species composition. Then, steady-state biogeochemical models are used to determine the deposition rate that results in this threshold value (Spranger et al. 2008).

In the second approach, empirical critical N loads are set based on field evidence. In Europe, empirical critical loads have been used since the early 1990s within the Convention on Long-Range Transboundary Air Pollution (CLRTAP) for impacts on biodiversity in natural and semi-natural systems (Bobbink et al. 1996, 2003). Empirical critical N loads are fully based on observed changes in the structure and function of ecosystems, primarily in species abundance, composition and/or diversity, and are evaluated for specific ecosystems. Statistically and biologically significant outcomes of field addition experiments and mesocosm studies have been used to quantify empirical critical loads. Only studies having independent N treatments of two years or more duration have been used. However, since experimental studies have been conducted for a variety of reasons, their designs differ, and the methods used are carefully scrutinized to identify factors related to the experimental design or data analysis that may constrain

their use. This includes evaluation of the accuracy of the estimated values of background N deposition at the experimental site (Sutton et al. 2003). In addition, the results from correlative or retrospective field studies have been used, but only as additional evidence to support conclusions from experimental studies, or as a basis for expert judgment. An overview of the European empirical N critical loads is given in Table 2.

A third approach is based on dynamic models, which are developed for a prognosis of the long-term response of ecosystems to deposition, climate, and management scenarios, and can be used in an inverse way. The relevance of using this approach is described below.

#### *Exceedance of critical N loads*

Critical loads of N can be compared to past, present, or future deposition rates in order to establish the amount of excess deposition, also called “exceedance.” Exceedances of empirical critical loads, and those based on steady-state models, have been used in European pollution abatement policy for defining emission reduction targets (Spranger et al. 2008). However, a key question in their use to support policy development (both in deriving national emission ceilings and for biodiversity protection through the UN Convention on Biological Diversity and the European Habitats Directive) is whether there is a link between the exceedance of critical N loads and effects on biodiversity, such as species richness. A recent synthesis of results of European N addition experiments in grasslands, wetlands, (sub)arctic, and alpine vegetation, and temperate forests showed a clear negative-log relationship between exceedance of empirical N critical loads and plant species richness, expressed as the ratio between the plant species richness in the N-addition treatment and the control treatment (Fig. 3; Bobbink 2004). Hence, although there are methodological limitations and scientific uncertainties in the methods used to derive empirical critical loads, exceedance of these values is clearly linked to reduced plant species richness in a broad range of European ecosystems.

The timescale of effects of N deposition is also a significant limitation of the use of experimental evidence to derive empirical loads, due to the limited duration of many studies, although addition studies clearly longer than five years are rather common nowadays. Long-term experiments over one to two decades (e.g., Clark and Tilman 2008) suggest that thresholds for significant effects may be lower with increased duration of treatment. Thus, because of the requirement to base them on evidence of significant effects, the critical loads in Table 2 strictly should only be applied over the duration of the relevant studies (mostly not longer than 20 years). More importantly, they may not represent the real biological threshold for cumulative effects of N deposition over several decades; indeed for some systems with limited loss of N in leaching or denitrification, the threshold deposition may itself not be reached within the studied

TABLE 2. Overview of European empirical critical loads for nitrogen deposition ( $\text{kg N}\cdot\text{ha}^{-1}\cdot\text{yr}^{-1}$ ) to natural and seminatural ecosystems (classified according European Nature Information System [EUNIS]).

Ecosystem type	EUNIS code	Nitrogen deposition ( $\text{kg N}\cdot\text{ha}^{-1}\cdot\text{yr}^{-1}$ )	Reliability	Indication of exceedance
<b>Forest habitats (G)</b>				
Temperate forests	†	10–15	##	changed species composition, increase of nitrophilous species, increased susceptibility to parasites, changes in mycorrhiza
Boreal forests	†	5–10	##	changes in ground vegetation, mycorrhiza, increased risk of nutrient imbalances and susceptibility to parasites
<b>Heathland, scrub, and tundra habitats (F)</b>				
Tundra	F1	5–10	##	changes in biomass, physiological effects, changes in species composition in moss layer, decrease in lichens
Arctic, alpine, and subalpine scrub habitats	F2	5–15	#	decline in lichens, mosses, and evergreen shrubs
Northern wet heath	F4.11	10–25	#	decreased heather dominance, decline in lichens and mosses, transition heather to grass
Dry heaths	F4.2	10–20	###	transition heather to grass, decline in lichens
<b>Grasslands and tall forb habitats (E)</b>				
Sub-Atlantic semidry calcareous grassland	E1.26	15–25	###	increase in tall grasses, decline in diversity, increased mineralization, N leaching
Non-Mediterranean dry acid and neutral closed grassland	E1.7	10–20	##	increase in graminoids, decline in typical species
Inland dune grasslands	E1.94, E1.95	10–20	#	decrease in lichens, increase in biomass, increased succession
Low- and medium-altitude hay meadows	E2.2	20–30	#	increase in tall grasses, decrease in diversity
Mountain hay meadows	E2.3	10–20	#	increase in nitrophilous graminoids, changes in diversity
<i>Molinia caerulea</i> meadows, heath ( <i>Juncus</i> ) meadows, and humid ( <i>Nardus stricta</i> ) swards	E3.51, E3.52	10–25	##	increase in tall graminoids, decreased diversity, decrease of bryophytes
Alpine and subalpine grasslands	E4.3, E4.4	5–10	#	increase in nitrophilic graminoids, biodiversity change
Moss- and lichen-dominated mountain summits	E4.2	5–10	##	effects upon bryophytes or lichens
<b>Mire, bog, and fen habitats (D)</b>				
Raised and blanket bogs	D1	5–10	###	change in species composition, N saturation of <i>Sphagnum</i>
Poor fens	D2.2	10–20	##	increase in sedges and vascular plants, negative effects on peat mosses
Rich fens	D4.1	15–35	#	increase in tall graminoids, decreased diversity, decrease of characteristic mosses
Mountain rich fens	D4.2	15–25	#	increase in vascular plants, decrease in bryophytes
<b>Coastal habitat (B)</b>				
Shifting coastal dunes	B1.3	10–20	#	biomass increase, increased N leaching
Coastal stable dune grasslands	B1.4	10–20	##	increase in tall grasses, decrease in prostrate plants, increased N leaching
Coastal dune heaths	B1.5	10–20	#	increased plant production, increased N leaching, accelerated succession
Moist to wet dune slacks	B1.8	10–25	#	increased biomass of tall graminoids
<b>Marine habitats (A)</b>				
Pioneer and low-mid salt marshes	A2.64, A2.65	30–40	#	increase in late-successional species, increased productivity

Note: Key to reliability entries: #, expert judgment; ##, somewhat reliable; ###, reliable (adapted from Bobbink et al. [2003]).

† These ecosystems are not classified under EUNIS.

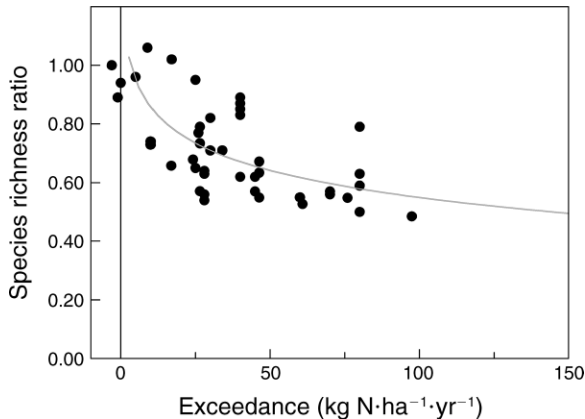


FIG. 3. The species richness ratio (see Fig. 2) and the exceedance of the empirical critical nitrogen loads in European addition experiments in dry and wet grassland types, wetlands, (sub)arctic and alpine vegetation, and temperate forests ( $n = 44$  experiments; additions for two or more years, forests  $>4$  yr,  $\leq 100$  kg N·ha $^{-1}$ ·yr $^{-1}$  added). The figure is from Bobbink (2004), used with permission.

time period, and the estimate is thus probably too high in those cases.

Therefore, for a prognosis of the long-term response of ecosystems to deposition, climate, and management scenarios, an approach based on dynamic models is needed. Recently, integrated dynamic soil-vegetation modeling approaches have been developed to assess the impacts of N deposition on plant species diversity for specific ecosystems (De Vries et al. 2010). Such dynamic models have a strong mechanistic basis, and hence can provide a stronger scientific basis for policy assessment in the future. They can also be used inversely to quantify critical load values for different ecosystem types, based on effects on species composition and species diversity.

However, application of each of the three critical-load approaches is presently limited to ecosystems of high conservation value in north, west, and central Europe for which appropriate field and experimental data are available; application is not possible in the Mediterranean region due to lack of data. As indicated in *Mechanisms for plant diversity effects of increased N deposition: a synthesis*, there are data from long-term field experiments that could be used to estimate critical loads for some ecosystems in North America, and there is increasing interest in using this approach across the USA (Burns et al. 2008). Tentative thresholds and the risk of negative impacts of increased N inputs for major biomes outside Europe and North America were identified in *Effects of N deposition on plant diversity in ecosystem types around the globe: an overview* and *Mechanisms for plant diversity effects of increased N deposition: a synthesis* (see Table 1), but there is a lack of data from experiments with realistic N additions and duration to estimate critical loads for these biomes at present (see Table 1 and Appendix A), with the possible exception of some mediterranean systems.

#### GLOBAL CHANGES IN ATMOSPHERIC N DEPOSITION AND ECOZONES AT RISK

The increase in global N emissions in the last 4–5 decades is reflected by an increase in N deposition. This can be illustrated by models that evaluate the transport and deposition of N in response to past, present, and future emissions. In Fig. 4, we show the computed total N ( $\text{NH}_x$  and  $\text{NO}_y$ ) deposition calculated with the TM3 model (Galloway et al. 2004) for 1860 and multi-model results for the year 2000 (Dentener et al. 2006). In the near future, several scenarios predict that the rates of N deposition on the various continents will increase or stay at high levels in the coming decades (Dentener et al. 2006).

In recent years, there have been attempts to assess the risks that N deposition poses to plant diversity around the globe using assessment procedures based to various extents on the critical-loads approach (e.g., Bouwman et al. 2002, Dentener et al. 2006, Phoenix et al. 2006) and scenario studies considering all major drivers of biodiversity loss (Sala et al. 2000). These studies identify the areas in Europe and parts of North America where N deposition has been shown to affect plant diversity in the last two to three decades (see *Effects of N deposition on plant diversity in ecosystem types around the globe: an overview*; see also Fig. 4) and anticipate that the extent of such impacts around the world will likely increase in coming decades. To estimate the extent to which ecosystems of high conservation value around the world may be under threat from increasing N deposition now and in the future we have developed a new approach of overlaying modeled N deposition with WWF G200 ecoregions (Olson and Dinerstein 2002). Ecoregions are defined as (1) areas containing a distinct assemblage of natural communities and species; and (2) priority conservation areas, which would protect a broad diversity of the Earth's ecosystems. In this way, both hot spots of diversity and regions with their typical ecosystems are covered. Importantly, the ecoregions relate to ecosystem types whose response at different locations to N deposition can be compared and contrasted.

N-deposition estimates for the analysis are the mean values for the 23 models used in the multi-model evaluation of Dentener et al. 2006; the mean was consistently the best statistic in the study when comparison was made with available deposition monitoring. N-deposition estimates (in this case for  $[\text{NO} + \text{NO}_2 + \text{HNO}_3 + \text{HNO}_4 + \text{NO}_3 + 2x\text{N}_2\text{O}_5 + \text{PAN} + \text{organic nitrates}] + \text{NH}_x$  [ $\text{NH}_3 + \text{NH}_4^+$ ]) were for a baseline year of 2000 and 2030, driven by three different emission scenarios: current legislation (CLE) around the world; maximum feasible reduction (MFR) based on available technology, and the pessimistic IPCC SRES A2 scenario (Dentener et al. 2006).

Analysis of the spatial extent of the G200 ecoregions and the mean N deposition in each (Fig. 5a, b) shows that in 2000 the ecoregions with the highest N deposition

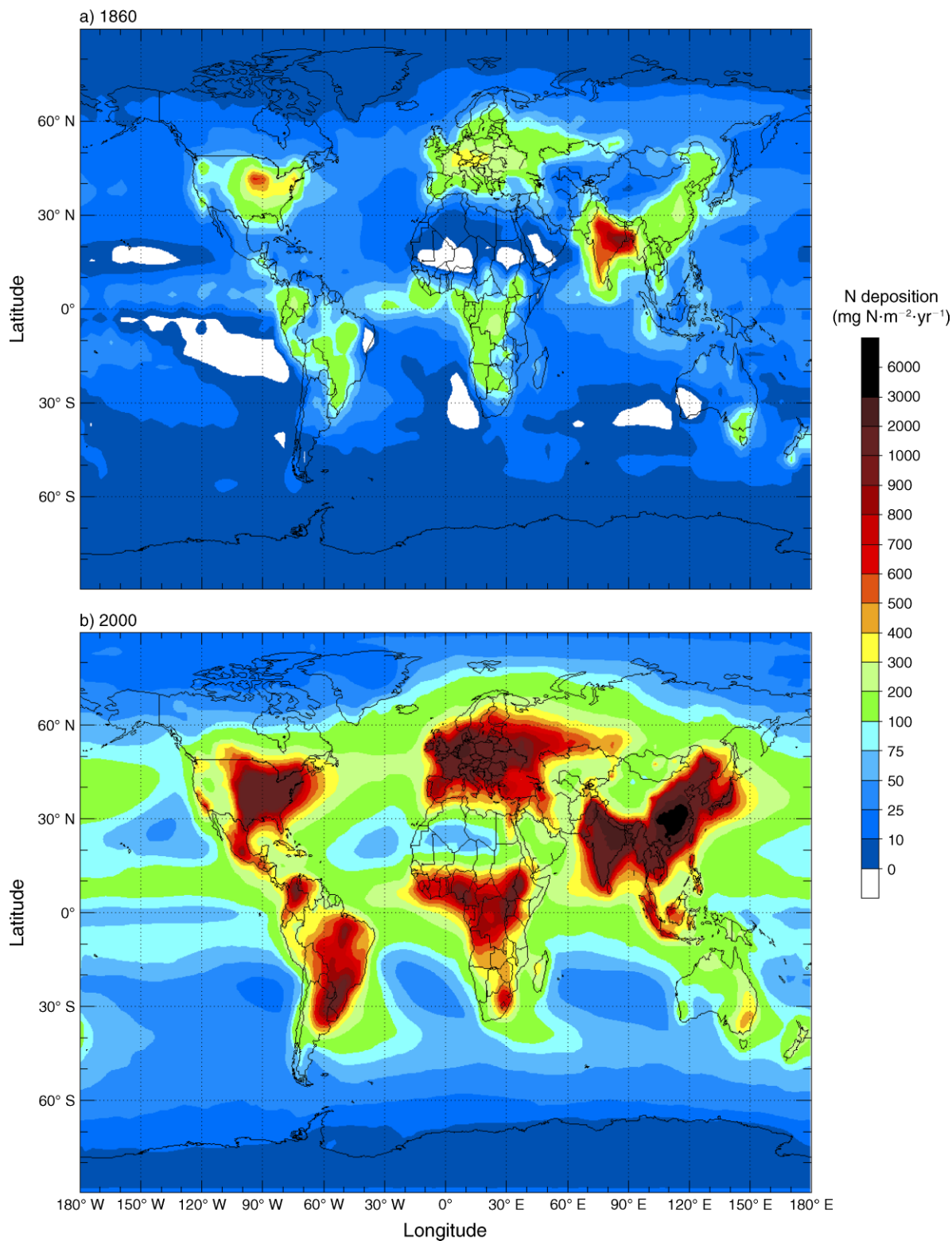


FIG. 4. Computed wet + dry total nitrogen deposition rates ( $\text{NH}_x + \text{NO}_y$ ) for (a) 1860 (Galloway et al. 2004) using the TM3 model and (b) the multi-model results for the year 2000 as described in Dentener et al. (2006). The scale numbers may be converted to units of  $\text{kg N}\cdot\text{ha}^{-1}\cdot\text{yr}^{-1}$  by dividing by 100.

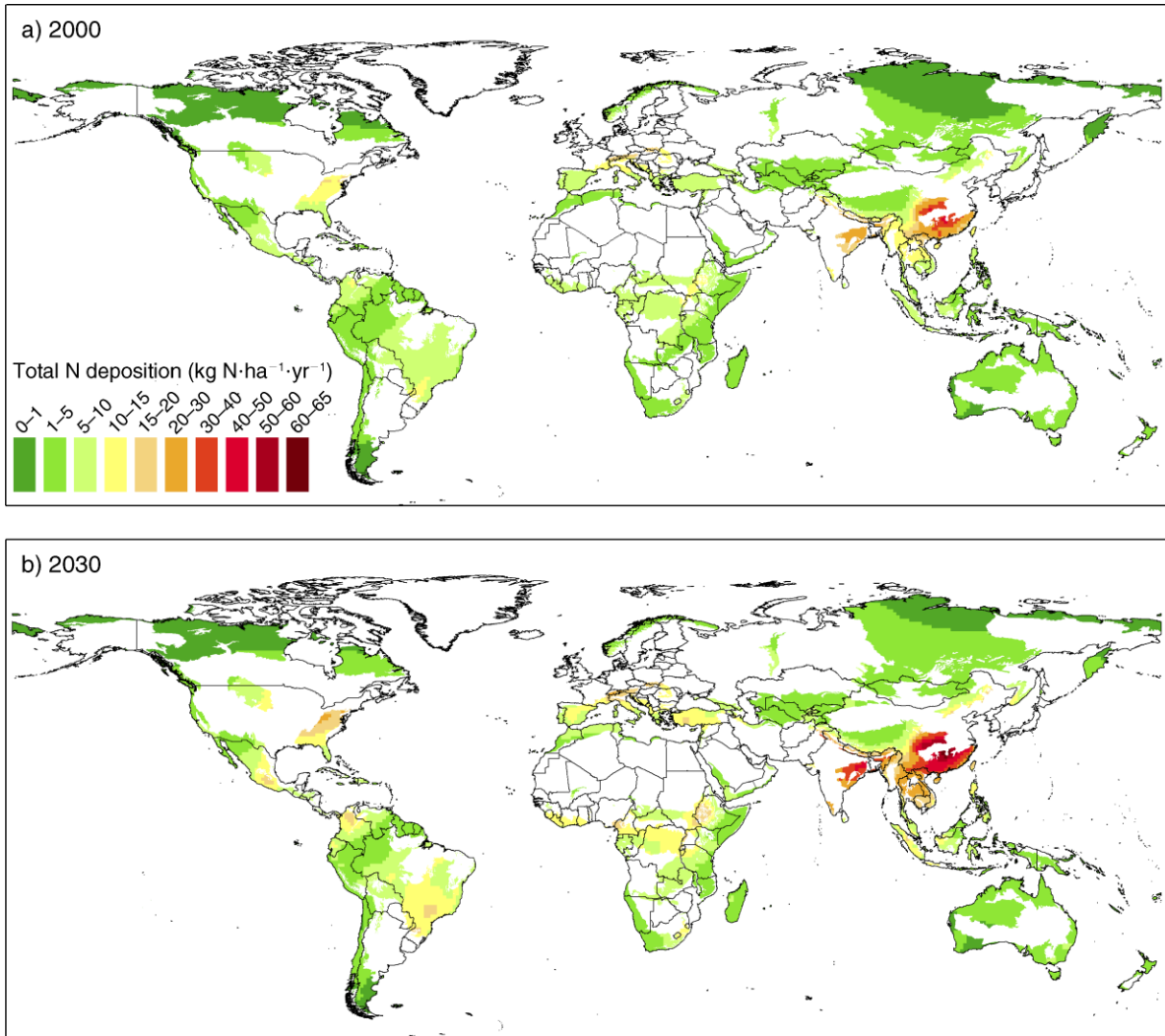
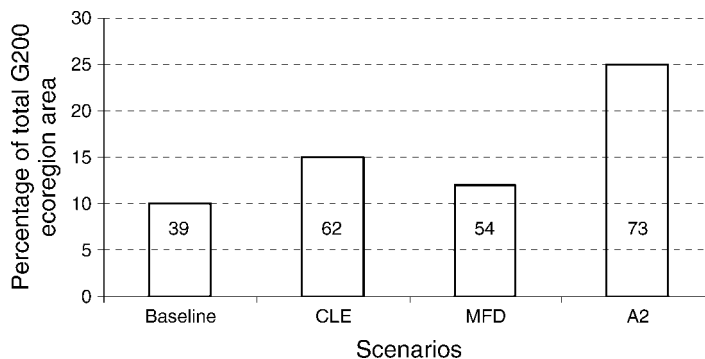


FIG. 5. The G200 ecoregions (Olson and Dinerstein 2002), showing total N deposition rates for (a) the year 2000 and (b) the SRES A2 scenario for the year 2030 (mean ACCENT modeled N deposition from Dentener et al. [2006]). N deposition to areas outside the G200 ecoregions is not shown.

were in Europe, North America, southern China, and parts of southern and southeastern Asia. However, by 2030, according to the CLE and A2 SRES scenarios, large areas in Latin America and Africa will also be receiving deposition greater than  $10 \text{ kg N}\cdot\text{ha}^{-1}\cdot\text{yr}^{-1}$ . Calculation of the percentage area of G200 terrestrial ecosystems with mean deposition  $>10 \text{ kg N}\cdot\text{ha}^{-1}\cdot\text{yr}^{-1}$  for each of the scenarios shows that for CLE and A2 SRES there is a potential 5% and 15% increase, respectively, by 2030 compared to 2000 (Fig. 6). In addition, the number of ecoregions with N deposition greater than  $10 \text{ kg N}\cdot\text{ha}^{-1}\cdot\text{yr}^{-1}$  could potentially increase from 39 (baseline 2000) to 54 (MFR), 62 (CLE), or 73 (SRES A2) by 2030 (see Appendix B). Importantly, Table 3 shows the G200 ecoregions estimated to receive the highest mean and maximum rates of deposition by 2030 (defined as mean modeled N deposition for CLE

2030  $\geq 15 \text{ kg N}\cdot\text{ha}^{-1}\cdot\text{yr}^{-1}$ ; where some of the ecoregions already have deposition  $\geq 15 \text{ kg N}\cdot\text{ha}^{-1}\cdot\text{yr}^{-1}$  in 2000). These include G200 ecoregions that correspond to the ecosystem types discussed in *Effects of N deposition on plant diversity in ecosystem types around the globe: an overview* and *Mechanisms for plant diversity effects of increased N deposition: a synthesis* with relatively well-characterized sensitivities, such as those in the biomes montane grasslands and shrublands (including high altitude montane, subalpine, and alpine grasslands and shrublands), temperate broadleaf and mixed forest, coniferous forest and grasslands, savannas and shrublands (see Appendix B). All the ecoregions in these biomes have N-deposition rates in 2000 and 2030 that are in excess of the thresholds discussed in *Effects of N deposition on plant diversity in ecosystem types around the globe: an overview* and *Mechanisms for plant diversity*

FIG. 6. Percentage area of G200 terrestrial ecosystems (World Wildlife Fund) with a calculated mean deposition  $>10 \text{ kg N}\cdot\text{ha}^{-1}\cdot\text{yr}^{-1}$  for the 2000 baseline, current legislation (CLE), maximum feasible reduction (MFD), and the pessimistic IPCC SRES A2 scenarios as inputs to a multi-model evaluation (Dentener et al. 2006). The numbers inside the bars show the number of G200 ecoregions in the area affected by each scenario.



*effects of increased N deposition: a synthesis.* For ecoregions in the southwest China temperate forests and mangroves in Bangladesh and India, the mean and maximum N deposition rates are estimated to be very high ( $>20 \text{ kg N}\cdot\text{ha}^{-1}\cdot\text{yr}^{-1}$ ) in the baseline year of 2000 (Table 3).

Some of the tropical ecoregions in Table 3 are estimated to have N deposition  $>20 \text{ kg N}\cdot\text{ha}^{-1}\cdot\text{yr}^{-1}$  in 2000 and in excess of  $30 \text{ kg N}\cdot\text{ha}^{-1}\cdot\text{yr}^{-1}$  in the 2030 scenarios, especially in China and India (see also Appendix B). According to the evidence presented in *Effects of N deposition on plant diversity in ecosystem types around the globe: an overview* and *Mechanisms for plant diversity effects of increased N deposition: a synthesis*, these deposition rates may potentially affect plant diversity. Some mediterranean ecoregions, with modeled deposition  $<15 \text{ kg N}\cdot\text{ha}^{-1}\cdot\text{yr}^{-1}$  could also be susceptible to N deposition effects on plant diversity according to the thresholds discussed in *Effects of N deposition on plant diversity in ecosystem types around the globe: an overview* and *Mechanisms for plant diversity effects of increased N deposition: a synthesis* (see Appendix B). This tentative risk assessment using the G200 ecoregions clearly shows that significant areas of valuable ecosystems may already be losing plant diversity and that if current atmospheric N deposition trends continue this situation can only get worse.

#### CONCLUDING REMARKS

This synthesis paper has considered the latest information on the understanding of effects on plant diversity of N deposition in terrestrial ecosystems, based upon N-addition studies around the globe across a latitudinal sequence. It is clear that temperate and northern ecosystems have undergone significant changes in their plant species composition and diversity under high N loads (*Effects of N deposition on plant diversity in ecosystem types around the globe: an overview*). The mechanisms for N effects described in *Mechanisms for plant diversity effects of increased N deposition: a synthesis* have been shown to be in operation in several of the treated ecosystems, with the particular sequence of events changing from case to case based on abiotic and biotic conditions of particular environments. N

additions to temperate forests or semi-natural vegetation in high-background areas (central and western Europe) may fail to show negative impacts on the species richness of the vegetation. This could be caused by the fact that these systems have been exposed to high N inputs for several decades, which has already led to N accumulation, N saturation and changes in plant composition of the herbaceous layer of vegetation. In ecosystems where the deposition has historically been low, such as in boreal and (sub)arctic zones, even relatively small ( $5\text{--}10 \text{ kg N}\cdot\text{ha}^{-1}\cdot\text{yr}^{-1}$ ) long-term ( $>5$  years) increases in N deposition can result in unwanted changes in plant diversity in the near future. It is thus of major importance to investigate the impacts of N deposition on terrestrial ecosystems in regions before N deposition starts to increase significantly. Temperate ecosystems outside the UN/ECE region identified in the G200 analysis, such as temperate forests in China, have no reported studies on biodiversity effects related to the increased N deposition in recent decades; such studies are now essential.

Many of the European arctic, boreal and temperate ecosystems have already been allocated effect thresholds or empirical critical N loads under the LRTAP Convention in the UN/ECE region. There is a growing urgency to reveal the consequences of actual exceedances of N critical loads in ecosystems of high conservation value with respect to their typical biodiversity, because biodiversity is one of the main aims of protection. Dose–response relationships for plant species richness, such as those shown in Figs. 2 and 3, are thus a significant step forward and essential to demonstrate that reduction of atmospheric N deposition is needed to protect this richness. These results and the modeling studies discussed in the companion paper (De Vries et al. 2010) are, however, presently difficult to generalize across all biomes outside Europe and North America. Efforts in the near future are required to extend evaluations of effect thresholds to low-latitude ecosystems, which are now (or will be in the coming decades) under threats of increasing N deposition (Figs. 4 and 5). In this way, effective emission-control strategies can be developed for biodiversity control. However, it is important to note that effects of N

TABLE 3. G200 Ecoregions (Olson and Dinerstein 2002) where mean modeled N deposition rates for CLE 2030  $\geq 15$  kg N·ha<sup>-1</sup>·yr<sup>-1</sup>.

G200	G200 region with CLE mean N >15 kg N·ha <sup>-1</sup> ·yr <sup>-1</sup>	Baseline 2000	MFR 2030	CLE 2030	SRES A2 2030
Deserts and xeric shrublands		...	...	...	...
Mangroves	Sundarbans mangroves	20 (26)	27 (35)	32 (40)	33 (40)
Mediterranean forests, woodlands, and scrub		...	...	...	...
Montane grasslands and shrublands	Tibetan plateau steppe	14 (29)	15 (24)	15 (29)	16 (40)
	Eastern Himalayan alpine meadows	14 (19)	17 (30)	18 (32)	18 (25)
Temperate broadleaf and mixed forests	Appalachian and mixed mesophytic forests	14 (16)	10 (10)	15 (17)	18 (22)
	eastern Himalayan broadleaf and conifer forests	15 (21)	21 (33)	23 (36)	20 (30)
	western Himalayan temperate forests	16 (22)	25 (36)	27 (40)	23 (36)
	southwest China temperate forests	28 (40)	26 (36)	31 (44)	42 (59)
Temperate coniferous forests	Hengduan Shan conifer forests	17 (30)	16 (27)	18 (33)	22 (46)
Temperate grasslands, savannas, and shrublands	Rann of Kutch flooded grasslands	10 (11)	15 (18)	17 (20)	15 (19)
Tropical and subtropical dry broadleaf forest	Indochina dry forests	13 (16)	17 (23)	19 (26)	20 (26)
	Chhota-Nagpur dry forests	25 (27)	38 (42)	43 (47)	40 (42)
Tropical and subtropical grasslands, savannas, and shrublands	Terai-Duar savannas and grasslands	21 (25)	34 (41)	37 (45)	30 (36)
Tropical and subtropical moist broadleaf forest	Annamite Range moist forests	12 (15)	15 (19)	17 (22)	19 (24)
	Kayah-Karen/Tenasserim moist forests	13 (14)	18 (23)	20 (24)	19 (25)
	Southwestern Ghats moist forest	13 (15)	16 (21)	20 (25)	20 (25)
	Naga-Manapuri-Chin Hills moist forests	14 (26)	20 (38)	22 (42)	22 (36)
	North Indochina subtropical moist forests	17 (30)	20 (28)	22 (33)	26 (46)
	Eastern Deccan Plateau moist forests	21 (26)	31 (40)	35 (44)	32 (40)
	Southeast China-Hainan moist forests	26 (43)	24 (40)	29 (47)	41 (65)

Notes: Numbers in parentheses report the maximum estimated deposition for each ecoregion. IIASA (the International Institute for Applied Systems Analysis) scenarios reflect the fact that in the early 2000s a number of countries issued legislation on advanced emission controls, which could significantly cap the air pollution emissions at the regional and global scales. The CLE (Current LEgislation) scenario and Maximum technologically Feasible Reduction (MFR) scenario for 2030 are based on this legislation and economical development consistent with the moderate SRES B2 scenario (Special Report on Emissions Scenarios, Intergovernmental Panel on Climate Change). The SRES A2 scenario is included to illustrate the situation of rapid economic growth paired with no further controls on air pollutant emissions.

deposition on biodiversity are mostly only quantified for plant richness and diversity, and the impacts on animals and other groups are hardly studied. This is an additional risk, because food-web based processes may enhance the consequences of N inputs for fauna groups or species. It may therefore be wise to use the lowest part of the effect threshold ranges as a precautionary approach.

The risk of N-deposition impacts on diversity (such as changes in competitive relations, secondary stresses and soil acidification) to lower latitude ecosystem types around the world (from mediterranean to tropical systems) has been less studied, or not at all. The possible impacts with a preliminary indication of their sensitivity are synthesized in Table 1. Mediterranean ecosystem studies in North America revealed the sensitivity of these ecosystems to N deposition, and these results may be transferable to European and other mediterranean systems. Ecosystem responses may be similar across comparable mediterranean ecosystems located on different continents, but critical loads are likely to be affected by site-specific conditions such as N-deposition history, forms and quantities; co-occurring pollutants such as ozone; climatic and edaphic characteristics; differences in understory and overstory vegetation sensitivities to

added N; the degree of exotic species invasions at the site; and fire, land management, and land-use history. However, it is likely that several mediterranean ecosystems will be affected by moderately increased N loads, such as can be found now or in near future in several parts of the mediterranean regions (Figs. 4 and 5). The consequences of N deposition in arid zones are rather unclear, although some indications suggest invasions of exotic species. However, most arid zones are currently, and in near future, in (very) low N-deposition regions, and thus at low risk.

Tropical forests and savannas have typically been considered as relatively insensitive to N effects as many of these systems are limited by phosphorus (P) (e.g., Tanner et al. 1998, Vitousek et al. 2010) and not by N. Matson et al. (1999) argued that most of the additional N inputs to tropical systems will be lost from the system to the water and air, and that the consequences of increased nitrification rates and N losses will be losses of base cations and decreases in soil pH, which may in turn lead to decreases in C storage in moist tropical forests. However, in terms of plant diversity loss, the evidence reviewed in this paper shows that spatial heterogeneity in nutrient availability and within- and between-species differences in their ability to access and utilize nutrients

when available, may precipitate some of the classic mechanism of biodiversity change in response to N addition. Unfortunately, the field experiments in these tropical systems have mostly used N-addition levels that are quite unrealistic in terms of amount and duration of the loads compared with the atmospheric inputs (see Appendix B). Gilliam (2006) suggested a hypothesis—the N homogeneity hypothesis—predicting a decline in plant diversity of the understory of impacted forests as a result of excess N deposition decreasing the naturally high spatial heterogeneity in soil N availability (Hutchings et al. 2003, Small and McCarthy 2003), which contributes to the maintenance of high species diversity of the understory. The results of N-addition studies in temperate forests in the USA and Europe can be explained by this hypothesis, and very recent evidence in a tropical forest study in China (Jiangming Mo, *personal communication*) is also in line with it. Experimental studies represent a key opportunity in tropical forests and savannas; it is too late to know how many temperate forests functioned in the absence of anthropogenic N, but we can still do prospective experiments in most subtropical, tropical (and southern temperate) ecoregions before the atmospheric N loads start to increase in the coming decades in these regions. The summary of N-addition experiments across the tropics and subtropics have shown that N deposition may potentially affect plant diversity in some ecosystems more than originally thought, and because atmospheric N loads are gradually increasing in some tropical areas such as Asia, research on this topic is now urgently required.

We would like to finish this synthesis with some concluding statements:

1) Atmospheric N deposition in temperate and northern Europe and North America is one of the major risks to plant diversity degradation. In addition, recovery from N enrichment is a very slow process.

2) It may be later than we think! Biodiversity loss caused by N deposition could be more serious than first thought in some ecoregions, such as in boreal forests, mediterranean systems, and some tropical savannas and montane forests.

3) A recurrent theme is that plant species respond differentially to nutrient additions and the resultant competition results in shifts in abundance, which may be accompanied by loss or increase of species. This may even be true in tropical systems, although the available evidence has come from studies with high N additions.

4) The empirical critical N-loads approach is, together with dynamic modeling, a promising approach to quantify the sensitivity of global ecosystems to the biodiversity impacts of N deposition, and thus is a useful tool to identify areas where control of N emissions is needed.

5) More persuasive indicators of biodiversity loss in areas that have exceeded critical N loads are required on a global scale; a first European attempt to quantify the

relationship between N exceedance and plant species richness is promising, but much more data are needed on other components of biodiversity (e.g., fauna, species characteristic of a particular ecosystem type).

6) Lichens obtain their N requirements from the atmosphere and lichen community changes in response to N deposition function as an early-warning sentinel of biodiversity and other changes caused by N deposition. In many regions with elevated N deposition, the critical load for lichen community effects has long been exceeded.

Many questions remain open about the impacts of N deposition on biodiversity. More data on N deposition to remote regions of the world and its impacts are needed, not only to set a baseline but also to help provide a database for model validation. It is most important to obtain data for regions of the world where N deposition has recently started to increase or is expected to increase in the near future.

#### ACKNOWLEDGMENTS

This paper is based upon an initiative from the first four authors after several discussions on the impacts of N deposition on biodiversity at the Fourth International Nitrogen Conference (N2007) in Bahia (Brazil). Partial support for the sessions at the Fourth International Nitrogen Conference (N2007) on the topics of nitrogen deposition, critical loads, and biodiversity was kindly provided by the U.S. Environmental Protection Agency and by the UNEP World Conservation Monitoring Centre. We thank WWF for use of the G200 data set, and we also thank the anonymous reviewers of the original manuscript for constructive comments.

#### LITERATURE CITED

- Aber, J. D., A. Magill, S. G. McNulty, R. D. Bone, K. J. Nadelhoffer, M. Downs, and R. Hallett. 1995. Forest biogeochemistry and primary production altered by nitrogen saturation. *Water, Air, and Soil Pollution* 85:1665–1670.
- Aerts, R. 1993. Competition between dominant plant species in heathlands. Pages 125–151 in R. Aerts and G. W. Heil, editors. *Heathlands: patterns and processes in a changing environment*. Kluwer, Dordrecht, The Netherlands.
- Aerts, R., F. Berendse, H. De Caluwe, and M. Schmitz. 1990. Competition in heathland along an experimental gradient of nutrient availability. *Oikos* 57:310–318.
- Aerts, R., and G. W. Heil. 1993. *Heathlands: patterns and processes in a changing environment*. Geobotany 20. Kluwer, Dordrecht, The Netherlands.
- Allen, E. B., A. G. Sirulnik, L. Egerton-Warburton, S. N. Kee, A. Bytnerowicz, P. E. Padgett, P. J. Temple, M. E. Fenn, M. A. Poth, and T. Meixner. 2005. Air pollution and vegetation change in California shrublands. Pages 79–96 in B. E. Kus and J. L. Beyers, technical coordinators. *Planning for biodiversity: bringing research and management together*. General Technical Report PSW-GTR-195. U.S. Department of Agriculture, Forest Service, Pacific Southwest Research Station, Albany, California, USA.
- Allen, E. B., L. E. Rao, R. J. Steers, A. Bytnerowicz, and M. E. Fenn. 2009. Impacts of atmospheric nitrogen deposition on vegetation and soils in Joshua Tree National Park. Pages 78–100 in *Conference information: Third Mojave Desert science symposium*. November 16–18, 2004. University of Redlands, Redlands, California, USA.
- Allen, E. B., P. J. Temple, A. Bytnerowicz, M. J. Arbaugh, A. G. Sirulnik, and L. E. Rao. 2007. Patterns of understory diversity in mixed coniferous forests of southern California



- impacted by air pollution. *Scientific World Journal* 7(S1): 247–263.
- Archibald, O. W. 1995. *Ecology of world vegetation*. Chapman and Hall, London, UK.
- Augustine, D. J. 2003. Long-term, livestock-mediated redistribution of nitrogen and phosphorus in an East African savanna. *Journal of Applied Ecology* 40:137–149.
- Baddeley, J. A., D. B. A. Thompson, and J. A. Lee. 1994. Regional and historical variation in the nitrogen content of *Racomitrium lanuginosum* in Britain in relation to atmospheric nitrogen deposition. *Environmental Pollution* 84:189–196.
- Báez, S., J. Fargione, D. I. Moore, S. L. Collins, and J. R. Gosz. 2007. Atmospheric nitrogen deposition in the northern Chihuahuan desert: temporal trends and potential consequences. *Journal of Arid Environments* 68:640–651.
- Barger, N. N., C. M. D'Antonio, T. Ghneim, K. Brink, and E. Cuevas. 2002. Nutrient limitation to primary productivity in a secondary savanna in Venezuela. *Biotropica* 34:493–501.
- Barker, C. G. 2001. The impact of management on heathland response to increased nitrogen deposition. Dissertation. University of London, London, UK.
- Bassin, S., M. Volk, M. Suter, N. Buchmann, and J. Fuhrer. 2007. Nitrogen deposition but not ozone affects productivity and community composition of subalpine grassland after 3 yr of treatment. *New Phytologist* 175:523–534.
- Berendse, F. 1990. Organic matter accumulation and nitrogen mineralization during secondary succession in heathland ecosystems. *Journal of Ecology* 78:413–427.
- Bigelow, S. W. 1993. Leaf nutrients in relation to stature and life form in tropical rain forest. *Journal of Vegetation Science* 4:401–408.
- Bilbao, B., and E. Medina. 1990. Nitrogen-use efficiency for growth in a cultivated African grass and a native South American pasture grass. *Journal of Biogeography* 17:421–425.
- Blackmore, A. C., M. T. Mentis, and R. J. Scholes. 1990. The origin and extent of nutrient-enriched patches within a nutrient-poor savanna in South Africa. *Journal of Biogeography* 17:463–470.
- Bobbink, R. 1991. Effects of nutrient enrichment in Dutch chalk grassland. *Journal of Applied Ecology* 28(1):28–41.
- Bobbink, R. 2004. Plant species richness and the exceedance of empirical nitrogen critical loads: an inventory. Report Landscape Ecology. Utrecht University/RIVM, Bilthoven, The Netherlands.
- Bobbink, R., M. Ashmore, S. Braun, W. Flückiger, and I. J. J. van den Wyngaert. 2003. Empirical nitrogen critical loads for natural and semi-natural ecosystems: 2002 update. Pages 43–170 in B. Achermann and R. Bobbink, editors. *Empirical critical loads for nitrogen*. Swiss Agency for Environment, Forest and Landscape SAEFL, Berne, Switzerland.
- Bobbink, R., M. Hornung, and J. G. M. Roelofs. 1996. Empirical nitrogen critical loads for natural and semi-natural ecosystems. Pages III-1–III-54 in B. Werner and T. Spranger, editors. *Manual on methodologies and criteria for mapping critical loads/levels*. UN ECE Convention on Long-range Transboundary Air Pollution. Texte 71-96. Umweltbundesamt, Berlin, Germany.
- Bobbink, R., M. Hornung, and J. G. M. Roelofs. 1998. The effects of air-borne nitrogen pollutants on species diversity in natural and semi-natural European vegetation. *Journal of Ecology* 86:738.
- Bobbink, R., and L. P. M. Lamers. 2002. Effects of increased nitrogen deposition. Pages 201–235 in J. N. B. Bell and M. Treshow, editors. *Air pollution and plant life*. John Wiley and Sons, Chichester, UK.
- Bobbink, R., and J. H. Willems. 1987. Increasing dominance of *Brachypodium pinnatum* (L.) Beauv. in chalk grasslands: a threat to a species-rich ecosystem. *Biological Conservation* 40:301–314.
- Bonanomi, G., S. Caporaso, and M. Allegrrezza. 2006. Short-term effects of nitrogen enrichment, litter removal and cutting on a Mediterranean grassland. *Acta Oecologica* 30: 419–425.
- Bourlière, F., and M. Hadley. 1983. Present-day savannas: an overview. Pages 1–17 in F. Bourlière, editor. *Tropical savannas. Ecosystems of the world 13*. Elsevier Scientific Publishing Company, Amsterdam, The Netherlands.
- Bouwman, A. F., D. P. Van Vuuren, R. G. Derwent, and M. Posch. 2002. A global analysis of acidification and eutrophication of terrestrial ecosystems. *Water, Air, and Soil Pollution* 141:349–382.
- Bowman, W. D., J. R. Gartner, K. Holland, and M. Wiedermann. 2006. Nitrogen critical loads for alpine vegetation and terrestrial ecosystem response: Are we there yet? *Ecological Applications* 16:1183–1193.
- Bowman, W. D., and H. Steltzer. 1998. Positive feedbacks to anthropogenic nitrogen deposition in Rocky Mountain alpine tundra. *Ambio* 27:514–517.
- Britton, A. J., and J. M. Fisher. 2007. Interactive effects of nitrogen deposition, fire, grazing on diversity and composition of low-alpine prostrate *Calluna vulgaris* heathland. *Journal of Applied Ecology* 44:125–135.
- Brooks, M. L. 2003. Effects of increased soil nitrogen on the dominance of alien annual plants in the Mojave Desert. *Journal of Applied Ecology* 40:344–353.
- Brunet, J., M. Diekmann, and U. Falkengren-Grerup. 1998. Effects of nitrogen deposition on field layer vegetation in south Swedish oak forests. *Environmental Pollution* 120S: 35–40.
- Bucci, S. J. 2001. *Arquitectura hidráulica y relaciones hídricas de árboles de sabanas neotropicales: efectos de la disponibilidad de agua y nutrientes*. Dissertation. Universidad de Buenos Aires, Buenos Aires, Argentina.
- Bucci, S. J., F. G. Scholz, G. Goldstein, F. C. Meinzer, A. C. Franco, P. I. Campanello, R. Villalobos-Vega, M. M. C. Bustamante, and F. M. Wilhem. 2007. Nutrient availability constrains the hydraulic architecture and water relations of savannah trees. *Plant, Cell and Environment* 29:2153–2167.
- Burns, C., and J. Sauer. 1992. Resistance by natural vegetation in the San Gabriel Mountains of California to invasion by introduced conifers. *Global Ecology and Biogeography Letters* 2:46–51.
- Burns, D. A., T. Blett, R. Haeuber, and L. H. Pardo. 2008. Critical loads as a policy tool for protecting ecosystems from the effects of air pollutants. *Frontiers in Ecology and the Environment* 6:156–159.
- Campo, J., and R. Dirzo. 2003. Leaf quality and herbivory responses to soil nutrient in secondary tropical dry forests of Yucatán, Mexico. *Journal of Tropical Ecology* 19:525–530.
- Cassidy, T. M., J. H. Fownes, and R. A. Harrington. 2004. Nitrogen limits an invasive perennial shrub in forest understory. *Biological Invasions* 6:113–121.
- Chapin, F. S., L. Moilanen, and K. Kielland. 1993. Preferential use of organic nitrogen for growth by a non-mycorrhizal arctic sedge. *Nature* 361:150–153.
- Clark, C. M., E. E. Cleland, S. L. Collins, J. E. Fargione, L. Gough, K. L. Gross, S. C. Pennings, K. N. Suding, and J. B. Grace. 2007. Environmental and plant community determinants of species loss following nitrogen enrichment. *Ecology Letters* 10:596–607.
- Clark, C. M., and D. Tilman. 2008. Loss of plant species after chronic low-level nitrogen deposition to prairie grasslands. *Nature* 451:712–715.
- Davidson, E. A., C. J. R. de Carvalho, A. M. Figueira, F. Y. Ishida, J. Ometto, G. B. Nardoto, R. T. Sabá, S. N. Hayashi, E. C. Leal, I. C. G. Vieira, and L. A. Martinelli. 2007.

- Recuperation of nitrogen cycling in Amazonian forests following agricultural abandonment. *Nature* 447:995–U6.
- De Boer, W. 1989. Nitrification in Dutch heathland soils. Dissertation. Wageningen University, Wageningen, The Netherlands.
- Dentener, F., et al. 2006. Nitrogen and sulfur deposition on regional and global scales: A multi-model evaluation. *Global Biogeochemical Cycles* 20:GB4003. [doi: 10.1029/2005GB002672]
- De Vries, W., et al. 2007. Developments in modelling critical nitrogen loads for terrestrial ecosystems in Europe. Report 1382. Alterra Wageningen UR, Wageningen, The Netherlands.
- De Vries, W., G. J. Reinds, and E. Vel. 2003. Intensive monitoring of forest ecosystems in Europa 2. Atmospheric deposition and its impacts on soil solution chemistry. *Forest Ecology and Management* 174:97–115.
- De Vries, W., et al. 2010. Use of dynamic soil–vegetation models to assess impacts of nitrogen deposition on plant species composition: an overview. *Ecological Applications* 20:60–79.
- Dirkse, G. M., and H. F. Van Dobben. 1989. Het effect van bemesting op de samenstelling van de kruidlaag van dennenbossen. *Natura* 9:208–212.
- Dore, A. J., T. W. Choullart, and D. Fowler. 1992. An improved wet deposition map of the United Kingdom incorporating the seeder feeder effects over mountainous terrain. *Atmospheric Environment* 26:1375–1381.
- Duce, R. A., et al. 2008. Impacts of atmospheric nitrogen on the open ocean. *Science* 320:893–897.
- Egerton-Warburton, L. M., and E. B. Allen. 2000. Shifts in arbuscular mycorrhizal communities along an anthropogenic nitrogen deposition gradient. *Ecological Applications* 10:484–496.
- Egerton-Warburton, L. M., R. C. Graham, E. B. Allen, and M. F. Allen. 2001. Reconstruction of the historical changes in mycorrhizal fungal communities under anthropogenic nitrogen deposition. *Proceedings of the Royal Society B* 268:2479–2484.
- Ehrenfeld, J. G. 2004. Effects of exotic plant invasions on soil nutrient cycling processes. *Ecosystems* 6:503–523.
- Emmett, B. A. 2007. Nitrogen saturation of terrestrial ecosystems: some recent findings and their implications for our conceptual framework. *Water, Air, and Soil Pollution: Focus* 7:99–109.
- Falkengren-Grerup, U., and M. Diekmann. 2003. Use of a gradient of N-deposition to calculate effect-related soil and vegetation measures in deciduous forests. *Forest Ecology and Management* 180:113–124.
- Fenn, M. E., J. S. Baron, E. B. Allen, H. M. Rueth, K. R. Nydick, L. Geiser, W. D. Bowman, J. O. Sickman, T. Meixner, D. W. Johnson, and P. Neitlich. 2003a. Ecological effects of nitrogen deposition in the western United States. *BioScience* 53:404–420.
- Fenn, M. E., R. Haeuber, G. S. Tonnesen, J. S. Baron, S. Grossman-Clarke, D. Hope, D. A. Jaffe, S. Copeland, L. Geiser, H. M. Rueth, and J. O. Sickman. 2003b. Nitrogen emissions, deposition, and monitoring in the western United States. *BioScience* 53:391–403.
- Fenn, M. E., S. Jovan, F. Yuan, L. Geiser, T. Meixner, and B. S. Gimeno. 2008. Empirical and simulated critical loads for nitrogen deposition in California mixed conifer forests. *Environmental Pollution* 155:492–511.
- Fenn, M. E., M. A. Poth, A. Bytnerowicz, J. O. Sickman, and B. K. Takemoto. 2003c. Effects of ozone, nitrogen deposition, and other stressors on montane ecosystems in the Sierra Nevada. Pages 111–155 in A. Bytnerowicz, M. J. Arbaugh, and R. Alonso, editors. *Developments in environmental science. Volume 2. Ozone air pollution in the Sierra Nevada: distribution and effects on forests*. Elsevier, Amsterdam, The Netherlands.
- Fowler, D., J. N. Cape, M. Coyle, C. Flechard, J. Kuylenstierna, K. Hicks, D. Derwent, C. Johnson, and D. Stevenson. 1999. The global exposure of forests to air pollution. *Water, Air, and Soil Pollution* 116:5–32.
- Fremstad, E., J. Paal, and T. Möls. 2005. Simulation of nitrogen pollution in Norwegian lichen-rich alpine communities: a ten-year experiment. *Journal of Ecology* 93:471–481.
- Frost, P., E. Medina, J. C. Menaut, O. Solbrig, M. Swift, and B. Walker. 1986. Responses of savannas to stress and disturbance. *Biology International, Special Issue 10*. IUBS, Paris, France.
- Fynn, R. W. S., and T. G. O'Connor. 2005. Determinants of community organization of a South African mesic grassland. *Journal of Vegetation Science* 16:93–102.
- Galloway, J. N., et al. 2004. Nitrogen cycles: past, present and future. *Biogeochemistry* 70:153–226.
- Galloway, J. N., A. R. Townsend, J. W. Erisman, M. Bekunda, Z. Cai, J. R. Freney, L. A. Martinelli, S. P. Seitzinger, and M. A. Sutton. 2008. Transformation of the nitrogen cycle: recent trends, questions and potential solutions. *Science* 320:889–892.
- Gentry, A. H. 1988. Changes in plant community diversity and floristic composition on environmental and geographical gradients. *Annals of the Missouri Botanical Garden* 75:1–34.
- Gilliam, F. S. 2006. Response of the herbaceous layer of forest ecosystems to excess nitrogen deposition. *Journal of Ecology* 94(6):1176–1191.
- Gilliam, F. S. 2007. The ecological significance of the herbaceous layer in forest ecosystems. *BioScience* 57:845–858.
- Gilliam, F. S., and M. B. Adams. 1996. Wetfall deposition and precipitation chemistry for central Appalachian forest. *Journal of the Air and Waste Management Association* 46:978–984.
- Gilliam, F. S., A. W. Hockenberry, and M. B. Adams. 2006. Effects of atmospheric nitrogen deposition on the herbaceous layer of a central Appalachian hardwood forest. *Journal of the Torrey Botanical Society* 133:240–254.
- Gilliam, F. S., and M. F. Roberts. 2003. *The herbaceous layer in forests of eastern North America*. Oxford University Press, New York, New York, USA.
- Gordon, C., J. M. Wynn, and S. J. Woodin. 2001. Impacts of increased nitrogen supply on high Arctic heath: the importance of bryophytes and phosphorus availability. *New Phytologist* 149:461–471.
- Grubb, P. J. 1977. Control of forest growth on wet tropical mountains. *Annual Review of Ecology and Systematics* 8:83–107.
- Haddad, N. M., J. Haarstad, and D. Tilman. 2000. The effects of long-term nitrogen loading on grassland insect communities. *Oecologia* 124:73–84.
- Hallingbäck, T. 1992. The effect of air pollution on mosses in southern Sweden. *Biological Conservation* 59:163–170.
- Hättenschwiler, S. 2002. Liana seedling growth in response to fertilization in a neotropical forest understorey. *Basic and Applied Ecology* 3:135–143.
- Heil, G. W., and R. Bobbink. 1993. Impact of atmospheric nitrogen deposition on dry heathlands. A stochastic model simulating competition between *Calluna vulgaris* and two grass species. Pages 181–120 in R. Aerts and G. W. Heil, editors. *Heathlands: patterns and processes in a changing environment*. Kluwer Academic Publishers, Dordrecht, The Netherlands.
- Heil, G. W., and M. Bruggink. 1987. Competition for nutrients between *Calluna vulgaris* (L.) Hull and *Molinia caerulea* (L.) Moench. *Oecologia* 73:105–108.
- Heil, G. W., and W. H. Diemont. 1983. Raised nutrient levels change heathland into grassland. *Vegetatio* 53(2):113–120.

- Henry, G. H. R., B. Freedman, and J. Svoboda. 1986. Effects of fertilization on three tundra plant communities of a polar desert oasis. *Canadian Journal of Botany* 64:2502–2507.
- Hettelingh, J.-P., M. Posch, and P. A. M. De Smet. 2001. Multi-effect critical loads used in multi-pollutant reduction agreements in Europe. *Water, Air, and Soil Pollution* 130: 1133–1138.
- Horswill, P., O. O'Sullivan, G. K. Phoenix, J. A. Lee, and J. R. Leake. 2008. Base cation depletion, eutrophication and acidification of species-rich grasslands in response to long-term simulated nitrogen deposition. *Environmental Pollution* 155:336–349.
- Huenneke, L. F., S. P. Hamburg, R. Koide, H. A. Mooney, and P. M. Vitousek. 1990. Effects of soil resources on plant invasion and community structure in Californian serpentine grassland. *Ecology* 71:478–491.
- Hurd, T. M., A. R. Brach, and D. J. Raynal. 1998. Response of understory vegetation of Adirondack forests to nitrogen additions. *Canadian Journal of Forest Research* 28:799–807.
- Hutchings, M. J., E. A. John, and D. K. Wijesinghe. 2003. Toward understanding the consequences of soil heterogeneity for plant populations and communities. *Ecology* 84:2322–2334.
- Jones, D. L., and K. Kielland. 2002. Soil amino acid turnover dominates the nitrogen flux in permafrost-dominated taiga forest soils. *Soil Biology and Biochemistry* 34:209–219.
- Jones, M. L. M., E. R. B. Oxley, and T. W. Ashenden. 2002. The influence of nitrogen deposition, competition and degradation on growth and regeneration of *Racomitrium lanuginosum* (Hedw.) Brid. *Environmental Pollution* 120: 371–378.
- Keeley, J. E., D. Lubin, and C. J. Fotheringham. 2003. Fire and grazing impacts on plant diversity and alien plant invasions in the southern Sierra Nevada. *Ecological Applications* 13: 1355–1374.
- Kirby, K. J., S. M. Smart, H. I. J. Black, R. G. H. Bunce, P. M. Corney, and R. J. Smithers. 2005. Long-term ecological change in British woodland (1971–2001). *English Nature Research Report 653*. English Nature, Peterborough, UK.
- Kleijn, D., R. M. Bekker, R. Bobbink, M. C. C. de Graaf, and J. G. M. Roelofs. 2008. In search for key biogeochemical factors affecting plant species persistence in heathlands and acidic grasslands: a comparison of common and rare species. *Journal of Applied Ecology* 45:680–687.
- Körner, C. 2003. *Alpine plant life*. Springer-Verlag, Heidelberg, Germany.
- Kozovits, A. R., M. M. C. Bustamante, C. R. Garofalo, S. J. Bucci, A. C. Franco, G. Goldstein, and F. C. Meinzer. 2007. Nutrient resorption and patterns of litter production and decomposition in a neotropical savanna. *Functional Ecology* 21:1034–1043.
- Kraft, M., M. Schreiner, A. Reif, and E. Aldinger. 2000. Veränderung von Bodenvegetation und Humusaufbau im Nordschwarzwald. *Allgemeine Forst Zeitschrift* 55:222–224.
- Kristensen, H. L., and G. W. McCarty. 1999. Mineralization and immobilization of nitrogen in heath soil under intact *Calluna* after heather beetle infestation and nitrogen fertilization. *Applied Soil Ecology* 13:187–198.
- Kronzucker, H. J., M. Y. Siddiqi, and A. D. M. Glass. 1997. Conifer root discrimination against soil nitrate and the ecology of forest succession. *Nature* 385:59–61.
- Lamers, L. P. M., R. Bobbink, and J. G. M. Roelofs. 2000. Natural nitrogen filter fails in polluted raised bogs. *Global Change Biology* 6(5):583–586.
- Lawrence, D. 2003. The response of tropical tree seedlings to nutrient supply: meta-analysis for understanding a changing tropical landscape. *Journal of Tropical Ecology* 19:239–250.
- LeBauer, D. S., and K. K. Treseder. 2008. Nitrogen limitation of net primary productivity in terrestrial ecosystems is globally distributed. *Ecology* 82:371–379.
- Lee, J. A., and S. J. M. Caporn. 2001. Effects of enhanced atmospheric nitrogen deposition on semi-natural ecosystems. Progress report, 2000–01. Department of Animal and Plant Sciences, University of Sheffield, Sheffield, UK.
- Lilleskov, E. A., and T. D. Bruns. 2001. Nitrogen and ectomycorrhizal fungal communities: what we know, what we need to know. *New Phytologist* 149:156–158.
- Lovett, G. M., and S. E. Lindberg. 1993. Atmospheric deposition and canopy interactions of nitrogen in forests. *Canadian Journal of Forest Research* 23:1603–1616.
- Luken, J. O. 2003. Invasions of forests of the eastern United States. Pages 283–301 in F. S. Gilliam and M. R. Roberts, editors. *The herbaceous layer in forests of eastern North America*. Oxford University Press, New York, New York, USA.
- Madan, N. J., L. J. Deacon, and C. H. Robinson. 2007. Greater nitrogen and/or phosphorus availability increases plant species cover and diversity at a High Arctic polar semidesert. *Polar Biology* 30:559–570.
- Mäkipää, R. 1995. Sensitivity of forest floor mosses in boreal forest to nitrogen and sulphur deposition. *Water, Air, and Soil Pollution* 85:1239–1244.
- Mäkipää, R., and J. Heikkinen. 2003. Large-scale changes in abundance of terricolous bryophytes and macrolichens in Finland. *Journal of Vegetation Science* 14:497–508.
- Marcos, E., L. Calvo, and E. Luis-Calabuig. 2003. Effects of fertilization and cutting on the chemical composition of vegetation and soils of mountain heathlands in Spain. *Journal of Vegetation Science* 14:417–424.
- Martinelli, L. A., M. C. Piccolo, A. R. Townsend, P. M. Vitousek, E. Cuevas, W. McDowell, G. P. Robertson, O. C. Santos, and K. Treseder. 1999. Nitrogen stable isotopic composition of leaves and soils: tropical versus temperate forests. *Biogeochemistry* 46:45–65.
- Matson, P. A., W. H. McDowell, A. R. Townsend, and P. M. Vitousek. 1999. The globalisation of N deposition: ecosystem consequences in tropical environments. *Biogeochemistry* 46: 67–83.
- McCune, B., J. Grenon, L. S. Mutch, and E. P. Martin. 2007. Lichens in relation to management issues in the Sierra Nevada national parks. *Pacific Northwest Fungi* 2:1–39.
- Medina, E. 1987. Nutrients; requirements, conservation and cycles of nutrients in the herbaceous layer. Pages 39–65 in B. H. Walker, editor. *Determinants of tropical savannas*. IR Press, Oxford, UK.
- Minnich, R. A., and R. J. Dezzani. 1998. Historical decline of coastal sage scrub in the Riverside-Perris Plain, California. *Western Birds* 29:366–391.
- Mistry, J. 2000. *World savannas: ecology and human use*. Pearson Education Limited, Harlow, UK.
- Mitchell, C. E., P. B. Reich, D. Tilman, and J. V. Groth. 2003. Effects of elevated CO<sub>2</sub>, nitrogen deposition, and decreased species diversity on foliar fungal plant disease. *Global Change Biology* 9:438–451.
- Mitchell, R. J., M. A. Sutton, A. M. Truscott, I. D. Leith, J. N. Cape, C. E. R. Pitcairn, and N. Van Dijk. 2004. Growth and tissue nitrogen of epiphytic Atlantic bryophytes: effects of increased and decreased atmospheric N deposition. *Functional Ecology* 18:322–329.
- Mittermeier, R. A., N. Myers, and J. B. Thomsen. 1998. Biodiversity hotspots and major tropical wilderness areas: approaches to setting conservation priorities. *Conservation Biology* 12:516–520.
- Mooney, H. A., S. H. Bullock, and E. Medina. 1995. Introduction. Pages 1–8 in S. H. Bullock, H. A. Mooney, and E. Medina, editors. *Seasonally dry tropical forests*. Cambridge University Press, New York, New York, USA.

- Neff, J. C., E. A. Holland, F. J. Dentener, W. H. McDowell, and K. M. Russell. 2002. The origin, composition and rates of organic nitrogen deposition. *Biogeochemistry* 57/58:99–136.
- Nielsen, K. E., B. Hansen, U. L. Ladekarl, and P. Nornberg. 2000. Effects of N-deposition on ion trapping by B-horizons of Danish heathlands. *Plant and Soil* 223:265–276.
- Nilsson, J., and P. Grennfelt, editors. 1988. Critical loads for sulphur and nitrogen. Environmental Report 1988:15 (Nord 1988:97). Nordic Council of Ministers, Copenhagen, Denmark.
- Nilsson, M. C., D. A. Wardle, O. Zackrisson, and A. Jaderlund. 2002. Effects of alleviation of ecological stresses on an alpine tundra community over an eight-year period. *Oikos* 97:3–17.
- Nordin, A., P. Högberg, and T. Näsholm. 2001. Soil nitrogen form and plant nitrogen uptake along a boreal forest productivity gradient. *Oecologia* 129:125–132.
- Nordin, A., T. Näsholm, and L. Ericson. 1998. Effects of simulated N deposition on understorey vegetation of boreal coniferous forest. *Functional Ecology* 12:691–699.
- Nordin, A., I. K. Schmidt, and G. R. Shaver. 2004. Nitrogen uptake by arctic soil microbes and plants in relation to soil nitrogen supply. *Ecology* 85:955–962.
- Nordin, A., J. Strengbom, and L. Ericson. 2006. Responses to ammonium and nitrate additions by boreal plants and their natural enemies. *Environmental Pollution* 141:167–174.
- Nordin, A., J. Strengbom, J. Witzell, T. Näsholm, and L. Ericson. 2005. Nitrogen deposition and the biodiversity of boreal forests: implications for the nitrogen critical load. *Ambio* 34:20–24.
- Olson, D. M., and E. Dinerstein. 2002. The Global 200: priority ecoregions for global conservation. *Annals of the Missouri Botanical Garden* 89(2):199–224.
- Ostertag, R., and J. H. Verville. 2002. Fertilization with nitrogen and phosphorus increases abundance of non-native species in Hawaiian montane forests. *Plant Ecology* 162:77–90.
- Padgett, P. E., E. B. Allen, A. Bytnerowicz, and R. A. Minich. 1999. Changes in soil inorganic nitrogen as related to atmospheric nitrogenous pollutants in southern California. *Atmospheric Environment* 33:769–781.
- Pearce, I. S. K., and R. Van der Wal. 2002. Effects of nitrogen deposition on growth and survival of montane *Racomitrium lanuginosum* heath. *Biological Conservation* 104:83–89.
- Pearce, I. S. K., and R. Van der Wal. 2008. Interpreting nitrogen pollution thresholds for sensitive habitats: the importance of concentration versus dose. *Environmental Pollution* 152:253–256.
- Pearson, J., and G. R. Stewart. 1993. The deposition of atmospheric ammonia and its effects on plants. *New Phytologist* 125:283–305.
- Phillips, O. L., et al. 2004. Pattern and process in Amazon tree turnover. *Philosophical Transactions of the Royal Society of London Series B* 359:381–407.
- Phoenix, G. K., R. E. Booth, J. R. Leake, D. R. Read, J. P. Grime, and J. A. Lee. 2003. Simulated nitrogen deposition increases P demand and enhances root-surface phosphatase activities of three plant functional types in a calcareous grassland. *New Phytologist* 161:279–289.
- Phoenix, G. K., W. K. Hicks, S. Cinderby, J. C. I. Kuylenstierna, W. D. Stock, F. J. Dentener, K. E. Giller, A. T. Austin, R. D. B. Lefroy, B. S. Gimeno, M. R. Ashmore, and P. Ineson. 2006. Atmospheric nitrogen deposition in world biodiversity hotspots: the need for a greater global perspective in assessing N deposition impacts. *Global Change Biology* 12:470–476.
- Pitcairn, C. E. R., I. D. Leith, L. J. Sheppard, M. A. Sutton, D. Fowler, R. C. Munro, S. Tang, and D. Wilson. 1998. The relationship between nitrogen deposition, species composition and foliar nitrogen concentrations in woodland flora in the vicinity of livestock farms. *Environmental Pollution* 120S:41–48.
- Power, S. A., M. R. Ashmore, and D. A. Cousins. 1998. Impacts and fate of experimentally enhanced nitrogen deposition on a British lowland heath. *Environmental Pollution* 102:27–34.
- Power, S. A., M. R. Ashmore, D. A. Cousins, and N. Ainsworth. 1995. Long term effects of enhanced nitrogen deposition on a lowland dry heath in southern Britain. *Water, Air, and Soil Pollution* 85:1701–1706.
- Press, M. C., J. A. Potter, M. J. W. Burke, T. V. Callaghan, and J. A. Lee. 1998. Responses of a subarctic dwarf-shrub heath community to simulated environmental change. *Journal of Ecology* 86:315–327.
- Price, J. N., and J. W. Morgan. 2007. Vegetation dynamics following resource manipulations in herb-rich woodland. *Plant Ecology* 188:29–37.
- Rainey, S. M., K. J. Nadelhoffer, W. L. Silver, and M. R. Downs. 1999. Effects of chronic nitrogen additions on understorey species in a red pine plantation. *Ecological Applications* 9:949–957.
- Read, D. J., and J. Perez-Moreno. 2003. Mycorrhizas and nutrient cycling in ecosystems: a journey towards relevance? *New Phytologist* 157:475–492.
- Robinson, C. H., P. A. Wookey, J. A. Lee, T. V. Callaghan, and M. C. Press. 1998. Plant community responses to simulated environmental change at a high arctic polar semi-desert. *Ecology* 79:856–866.
- Roelofs, J. G. M., R. Bobbink, E. Brouwer, and M. C. C. De Graaf. 1996. Restoration ecology of aquatic and terrestrial vegetation of non-calcareous sandy soils in the Netherlands. *Acta Botanica Neerlandica* 45:517–541.
- Sala, O. E., F. S. Chapin, and J. J. Armesto. 2000. Global biodiversity scenarios for the year 2100. *Science* 287:1770–1774.
- Sarmiento, G. 1996. Ecología de pastizales y sabanas en América Latina. Pages 15–24 in G. Sarmiento and M. Cabido, editors. *Biodiversidad y Funcionamiento de Pastizales y Sabanas en América Latina*. CYTED y CIELAT, Mérida, Venezuela.
- Sarmiento, G., M. P. Silva, M. E. Naranjo, and M. Pinillos. 2006. Nitrogen and phosphorus as limiting factors for growth and primary production in a flooded savanna in the Venezuelan Llanos. *Journal of Tropical Ecology* 22:203–212.
- Schleppi, P., N. Muller, P. J. Edwards, and J. B. Bucher. 1999. Three years of increased nitrogen deposition do not affect the vegetation of a montane forest ecosystem. *Phyton* 39:197–204.
- Schmidt, I. K., L. Ruess, E. Baath, A. Michelsen, F. Ekelund, and S. Jonasson. 2000. Long-term manipulation of the microbes and microfauna of two subarctic heaths by addition of fungicide, bactericide, carbon and fertilizer. *Soil Biology and Biochemistry* 32:707–720.
- Scholz, F. G., S. J. Bucci, G. Goldstein, F. C. Meinzer, A. C. Franco, and F. Miralles-Wilhelm. 2007. Removal of nutrient limitations by long-term fertilization decreases nocturnal water loss in savanna trees. *Tree Physiology* 27: 551–559.
- Schwinning, S., B. I. Starr, N. J. Wojcik, M. E. Miller, J. E. Ehleringer, and R. L. Sanford. 2005. Effects of nitrogen deposition on an arid grassland in the Colorado plateau cold desert. *Rangeland Ecology and Management* 58:565–574.
- Shaver, G. R., and F. S. Chapin. 1995. Long-term responses to factorial NPK fertilizer treatment by Alaskan wet and moist tundra sedge species. *Ecography* 18:259–275.
- Sigüenza, C., L. Corkidi, and E. B. Allen. 2006a. Feedbacks of soil inoculum of mycorrhizal fungi altered by N deposition

- on the growth of a native shrub and an invasive annual grass. *Plant and Soil* 286:153–165.
- Sigüenza, C., D. E. Crowley, and E. B. Allen. 2006b. Soil microorganisms of a native shrub and exotic grasses along a nitrogen deposition gradient in southern California. *Applied Soil Ecology* 32:13–26.
- Small, C. J., and B. C. McCarthy. 2003. Spatial and temporal variability of herbaceous vegetation in an eastern deciduous forest. *Plant Ecology* 164:37–48.
- Soudzilovskaia, N. A., and V. G. Onipchenko. 2005. Experimental investigation of fertilization and irrigation effects on alpine heath, northwestern Caucasus, Russia. *Arctic, Antarctic, and Alpine Research* 37:602–610.
- Soudzilovskaia, N. A., V. G. Onipchenko, J. H. C. Cornelissen, and R. Aerts. 2005. Biomass production, N:P ratio and nutrient limitation in an Caucasian alpine tundra plant community. *Journal of Vegetation Science* 16:399–406.
- Spranger, T., J.-P. Hettelingh, J. Slootweg, and M. Posch. 2008. Modelling and mapping long-term risks due to reactive nitrogen effects: an overview of LRTAP convention activities. *Environmental Pollution* 154:482–487.
- Stevens, C. J., N. B. Dise, D. J. Gowing, and J. O. Mountford. 2006. Loss of forb diversity in relation to nitrogen deposition in the UK: regional trends and potential controls. *Global Change Biology* 17:67–88.
- Stevens, C. J., N. B. Dise, J. O. Mountford, and D. J. Gowing. 2004. Impact of nitrogen deposition on the species richness of grasslands. *Science* 303:1876–1879.
- Strengbom, J., T. Näsholm, and L. Ericson. 2004. Light, not nitrogen, limits growth of the grass *Deschampsia flexuosa* in boreal forests. *Canadian Journal of Botany* 82:430–435.
- Strengbom, J., A. Nordin, T. Näsholm, and L. Ericson. 2001. Slow recovery of boreal forest ecosystem following decreased nitrogen input. *Functional Ecology* 15:451–457.
- Strengbom, J., A. Nordin, T. Näsholm, and L. Ericson. 2002. Parasitic fungus mediates vegetational change in nitrogen exposed boreal forest. *Journal of Ecology* 90:61–67.
- Strengbom, J., M. Walheim, T. Näsholm, and L. Ericson. 2003. Regional differences in occurrence of understory forest species reflects differences in N deposition. *Ambio* 32: 91–97.
- Sutton, M. A., J. N. Cape, B. Rihm, L. J. Sheppard, R. I. Smith, T. Spranger, and D. Fowler. 2003. The importance of accurate background atmospheric deposition estimates in setting critical loads for nitrogen. Pages 231–258 in B. Achermann and R. Bobbink, editors. *Empirical critical loads for nitrogen*. Swiss Agency for Environment, Forests and Landscape (SAEFL), Berne, Switzerland.
- Tamm, C. O. 1990. *Nitrogen in terrestrial ecosystems: question of productivity, vegetational change, and ecological stability*. Springer-Verlag, Berlin, Germany.
- Tanner, E. V. J. 1985. Jamaican montane forests: nutrient capital and cost of growth. *Journal of Ecology* 73:553–568.
- Tanner, E. V. J., V. Kapos, and W. Franco. 1992. Nitrogen and phosphorus fertilisation effects on Venezuelan montane forest trunk growth and litterfall. *Ecology* 73:78–86.
- Tanner, E. V. J., P. M. Vitousek, and E. Cuevas. 1998. Experimental investigation of nutrient limitation of forest growth on wet tropical mountains. *Ecology* 79:10–22.
- Terry, A. C., M. R. Ashmore, S. A. Power, E. A. Allchin, and G. W. Heil. 2004. Modelling the impacts of elevated nitrogen deposition on *Calluna* dominated ecosystems in the UK. *Journal of Applied Ecology* 41:897–909.
- Ter Steege, H., S. Sabatier, H. Castellanos, T. Van Andel, J. Duivenvoorden, A. de Oliveira, R. C. Ek, R. Lilwah, P. J. Maas, and S. A. Mori. 2000. An analysis of Amazonian floristic composition, including those of the Guiana Shield. *Journal of Tropical Ecology* 16:801–828.
- Thimonier, A., J. L. Dupouey, F. Bost, and M. Becker. 1994. Simultaneous eutrophication and acidification of a forest ecosystem in North-East France. *New Phytologist* 126:533–539.
- Thimonier, A., J. L. Dupouey, and T. Timbal. 1992. Floristic changes in the herb-layer vegetation of a deciduous forest in the Lorraine plain under the influence of atmospheric deposition. *Forest Ecology and Management* 55:149–167.
- Throop, H. L., and M. T. Lerdau. 2004. Effects of nitrogen deposition on insect herbivory: implications for community and ecosystem processes. *Ecosystems* 7:109–133.
- Tomassen, H. B. M., A. J. P. Smolders, J. Limpens, L. P. M. Lamers, and J. G. M. Roelofs. 2004. Expansion of invasive species on ombrotrophic bogs: desiccation or high N deposition? *Journal of Applied Ecology* 41:139–150.
- Turetsky, M. R. 2003. The role of bryophytes in carbon and nitrogen cycling. *Bryologist* 106:395–409.
- Ulrich, B. 1983. Interaction of forest canopies with atmospheric constituents: SO<sub>2</sub>, alkali and earth alkali cations and chloride. Pages 33–45 in B. Ulrich and J. Pankrath, editors. *Effects of accumulation of air pollutants in forest ecosystems*. D. Reidel, Dordrecht, The Netherlands.
- Ulrich, B. 1991. An ecosystem approach to soil acidification. Pages 28–79 in B. Ulrich and M. E. Summer, editors. *Soil acidity*. Springer, Berlin, Germany.
- Umweltbundesamt. 2004. *Manual on methodologies and criteria for modelling and mapping critical loads and levels, and air pollution effects, risks and trends*. German Federal Environmental Agency, Berlin, Germany.
- Van Breemen, N., P. A. Burrough, E. J. Velthorst, H. F. Van Dobben, T. De Wit, and T. B. Ridder. 1982. Soil acidification from atmospheric ammonium sulphate in forest canopy throughfall. *Nature* 299:548–550.
- Vitousek, P. M. 1984. Litterfall, nutrient cycling and nutrient limitation in tropical forests. *Ecology* 65:285–298.
- Vitousek, P. M., J. Aber, R. W. Howarth, G. E. Likens, P. A. Matson, D. W. Schindler, W. H. Schlesinger, and D. G. Tilman. 1997. Human alteration of the global nitrogen cycle: causes and consequences. *Ecological Applications* 7: 737–750.
- Vitousek, P. W., S. Porder, B. Z. Houlton, and O. A. Chadwick. 2010. Terrestrial phosphorus limitation: mechanisms, implications, and nitrogen–phosphorus interactions. *Ecological Applications* 20:5–15.
- Vitousek, P. M., L. R. Walker, L. D. Whiteaker, and P. A. Matson. 1993. Nutrient limitation to plant growth during primary succession in Hawaii Volcanoes National Park. *Biogeochemistry* 23:197–215.
- Walther, G. R., and A. Grundmann. 2001. Trend of vegetation change in colline and submontane climax forests in Switzerland. *Publications of the Geobotanical Institute ETH* 67:3–12.
- Weiss, S. B. 1999. Cars, cows, and checkerspot butterflies: Nitrogen deposition and management of nutrient-poor grasslands for a threatened species. *Conservation Biology* 13:1476–1486.
- Zavaleta, E. S., M. R. Shaw, N. R. Chiariello, H. A. Mooney, and C. B. Field. 2003. Additive effects of simulated climate changes, elevated CO<sub>2</sub>, and nitrogen deposition on grassland diversity. *Proceedings of the National Academy of Sciences (USA)* 100:7650–7654.

**APPENDIX A**

Summary tables, by biome, of experimental or observational nitrogen (N) deposition impact studies assessed in our study (*Ecological Archives* A020-001-A1).

**APPENDIX B**

G200 ecoregions with a mean annual nitrogen (N) deposition  $>10 \text{ kg}\cdot\text{ha}^{-1}\cdot\text{yr}^{-1}$  for the four scenarios applied: baseline 2000, maximum feasible reduction (MFR), current legislation (CLE), and Intergovernmental Panel on Climate Change (IPCC) Special Report on Emission Scenarios (SRES) A2 (*Ecological Archives* A020-001-A2).